



FREE STATE FLY FISHERS NEWSLETTER

Fall 2019

President's Message

Hidden Gems...in Plain Sight As a fly fishing club, we are very fortunate to have so much to offer to our members, all of which is right in front of each of us, ready to be taken advantage of. And all of this for simply being a member.

The **Club's library** holds hundreds of books along with lots of DVDs covering just about every possible fly fishing and fly tying related topic. Thanks to Luis Santiago, we have an amazing set of resources right at our fingertips!

Very few clubs have their own **clubhouse**—we have for two decades, all at no cost to our club. This has afforded us opportunities to host not only our monthly meetings, but Saturday fly tying and many other club sponsored activities at dates and times of our choosing in our own 'home.'

Movie nights—popcorn, sodas, fly fishing flicks, lots of commentary from audience—need we say more!

How many fly fishing clubs can say their have several **certified fly casting instructors** in their membership! We are planning to host more hands-on fly casting demonstrations, tapping into this expertise because all of us can still learn new fly casting techniques.

All you need to do is come to one of our Saturday morning fly tying sessions to directly experience our very own **talented fly tiers**. From complex saltwater patterns to simple yet very effective

spider patterns for bluegills, we have had a long list of members teaching other members new techniques and how to tie flies that catch dozens of different kinds of fish.

One characteristic shared by almost all fly fishers is a strong willingness to reach into their fly box and share a fly and tell a relative stranger where is the best place to cast that fly they just passed on. We Free State Fly Fishers are literally surrounded by **fellow fly fishers with lots of local knowledge about where to fish and how**. Mike Mattia is an excellent example of such a fellow member.

Last year we started offering all new members the opportunity to team up with a fellow Free State Fly Fisher to **mentor** them as they learn more about this sport that brings us all together.

Coming up in early May, the club's **Spring Swap Meet** is a truly unique opportunity to invest in high quality fly fishing rods, reels, and other equipment at prices which will never be seen on the Internet. On top of this, there are always A LOT of fly tying materials, flies, fly boxes and just about anything we all need at least three of...just because!

And the reason we get together is so we get fishing out there. Over the past years, the club has been sponsoring up to 30 to 35 different **outings** each year, to a wide diversity of places across the region.

Let's not forgot our **raffles** and **door prizes** at our meetings and during our annual **Holiday Party!**

Tight Lines,

Rich



Upcoming FSFF Meetings, Events and Activities

Compiled by Frank Bowne and Rich
Batiuk

Club Meetings

On the first Wednesday of every month, except December, July and August, the clubhouse doors open at 6:30 PM for members and guests to mingle and socialize, there is a short club business meeting at 7:00 PM, and the evening's speaker and their presentation begins at 7:30 PM.



Whether you are just starting fly fishing or have been fly fishing your entire life, everyone is welcome to join! See the last page of the newsletter for more information and directions on getting to our (your) club house. Read on for scheduled club meetings, events and activities.

November 6 2019: Dan Rodricks Our guest speaker will be Dan Rodricks, long-time award-winning columnist for the Baltimore Sun newspapers, winner of numerous national and regional journalism awards, a radio and TV personality, podcaster and fly angler, the host of the Roughly Speaking podcast for baltimoresun.com, and author of *Father's Day Creek: Fly Fishing, Fatherhood and the last best place on Earth*.

Dan will present a slide show and discuss his book and talk about his journey from angler to conservationist, and the emotional and psychological connections to rivers and special places in the outdoors. Dan's new book, *Father's Day Creek: Fly Fishing, Fatherhood and the Last Best Place on Earth*, was the August Book-of-the-Month of Fishing & Hunting Journal.

December 4, 2019 Holiday Dinner and Party See the next page for all the details.

January 8, 2020 Meeting: Fly Fishing for Redfish in Texas and Cobia at the Chesapeake Bay Bridge Tunnel Our very own Luis Santiago and Mark Bange along with Mark Jacobs and Frank Bowne will share their experiences from their respective fishing trips down on the Texas coast and at the mouth of Chesapeake Bay.

February 5, 2020 Meeting: Dave Sikorski of Coastal Conservation Association, Maryland will be presenting on the work of the Association and updating us on an array of conservation issues facing our fisheries.

March 4, 2020 Meeting: Jim Cooper, Heroes on the Water, will join us to talk about their mission working with wounded warriors and other service men and women, introducing them to fly fishing.

April 1, 2020 Meeting: Chris Dollar, Capital columnist and owner of Chris Dollar Outdoors, is making a return appearance as a speaker, sharing his shallow-water and kayak-based fishing and guiding experiences.

May 6, 2020 Meeting: Donna Cole, Photo Journalist and WNAV radio personality, will be presenting the results of her investigative reporting on bald eagles succumbing to the misuse of pesticides, an important environmental issue with direct implications for the health of our waterways.

June 3, 2020 meeting: this is our hand-on demonstration meeting. More details forthcoming in our spring 2020 newsletter.

July and August, 2020: No club meetings these two months, but plenty of club sponsored outings, activities and other events.

September 2, 2020 Meeting: Kaitlin Groundwater, Duberfly, will be speaking about her fly fishing experiences as guide and fly fishing instructor.

[**Editor's Note:** Thanks to Mark Bange, the club's Meeting Coordinator, we have speakers already scheduled for the next 12 months—truly outstanding! Mark these on your calendar and come out and join us at our clubhouse for some great speakers and excellent fellowship.]

Holiday Dinner and Party Join your fellow members on Wednesday night, **December 4th** at 6:00 PM at Mike's Crab House, Riva, Maryland for this long held FSFF holiday tradition. In addition to drinks, dinner and dessert, there will be raffles for some truly outstanding fly fishing related (and beyond) prizes, a 50/50 raffle, and a lot of FSFF fellowship and stories (and likely half truths about the size) of fish released long distance. And we will be awarding the prizes for the club's first annual Bluegill Tournament.




Be sure to make your choices from the menu and send in your money as described in the form on page 15 in this newsletter. Questions, please contact Don Vance, Holiday Party Coordinator, at 443-875-5100 or donaldevance@gmail.com.

Beer Ties We will be in the porch area at Killarney House restaurant located at 584 West Central Avenue Davidsonville, MD 21035 on the fourth Wednesday of even numbered months, alternating with FSFF's Movie Night. You can check out their excellent menu at <http://killarneyhousepub.com>. This is a chance to socialize, eat and drink in a restaurant while tying flies and talking fishing from 6:00-8:00 PM.

Please bring your vise, lamp, materials and tools. Join us for beer, food, fly tying, and a lot of talking on Wednesday:

- October 23rd
- February 26th
- April 2nd
- June 24th

Come and join us for the beer ties even if you don't plan to tie flies or if you want to start to learn—several members do so every time. For more information, or if you need us to loan you some fly tying tools for the Beer Tie, please contact Frank Bowne at 410-798-5474 or fsbowne@verizon.net.



Spring 2020 Swap Meet will be held on Saturday, May 2nd so mark your calendars and start gathering all that fly fishing stuff you have three too many of. Look for more details in our Spring Newsletter.



Fly Fishing Shows are scheduled for January 24-25, 2020 at Edison, New Jersey and March 7-8, 2020 in Lancaster, Pennsylvania. Once again, the club will be sponsoring carpooling to both shows. Sign-up to share a ride with your fellow members at the upcoming November, January and February meetings. We will plan to carpool to the Edison, New Jersey show on Friday, January 24th. For the Lancaster, Pennsylvania show, we will be carpooling on Saturday, March 7th. Details where we will meet each of those mornings and when will be posted in the Winter newsletter and on the club's web site well in advance of both shows.



Club Outings are all led by Free State Fly Fisher members. All club sponsored outings are open to all members and their guests. Details and all necessary logistical information on each outing are posted on the club's web site and emailed in advance to all members. Gary Grey, our club's Outing Coordinator, is ready to work with you to get you set up to lead an upcoming outing. We know you have some favorite places to fish—please share them with your fellow members by leading an outing. We are a fly fishing club so let's provide our members plenty of opportunities to get (off the couch) out and fish.

October TBD Kent Island, MD: Mark Bange will be taking club members to one of his favorite places to fly fish on Kent Island. Kayaks, canoes or boats will be required for this outing on the tidal waters as we fish for striped bass. Contact: Mark Bange at 410-255-7260 or mbange54@gmail.com

November 23 Concord Pond: Rich Batiuk will be leading an outing to one of the club's favorite Delaware Pond for chasing early winter pickerel. Look for the fish with Joe Bruce's name stenciled on their lips and win a prize!! Contact: Rich Batiuk at 410-268-5226 or richbatiuk@gmail.com.

December 14 Unicorn Pond: Rich Batiuk will be taking club members to another favorite winter pickerel fishing pond—hint, fish near the back of the pond near the power lines and along the adjacent shorelines. Bring those fly boxes filled with your favorite Clousers and Bullet head flies. Contact: Rich Batiuk at 410-268-5226 or richbatiuk@gmail.com.

September 25-27, 2020 Janes Island: Luis Santiago has already set the dates for next year's club sponsored outing back to Janes Island for some outstanding fall rockfish, sea trout and white perch fly fishing. Mark your calendars now and make your campsite or cabin reservations and join your fellow fly fishers on a great trip fishing the flats and

marshes of the lower Maryland Eastern Shore.
Contact: Luis Santiago 209-485-5315
imsantiago05@yahoo.com.

Movie Nights On the odd-numbered months in which we don't have a FSFF sponsored Beer Tie, the club will be hosting fly fishing Movie Nights on



Wednesday nights. Join us at 7 PM in the club house for drinks, snacks, popcorn and some very cool flicks that highlight fly

fishing across the country and around the world on:

- November 27th
- January 22nd
- March 25th
- May 27th

Luis continues to find some truly incredible fly fishing videos, usually 2-3, to show during each Movie Night. Free audience commentary provided!
Contact: Luis Santiago 209-485-5315 or
imsantiago05@yahoo.com.

Fly Tying Sessions will be held at the FSFF clubhouse, starting at 10:00 AM on the first Saturday of every month except July and August.



These fly tying sessions, all hosted at the clubhouse, are led by a club member who will

teach everyone how to tie 2-3 different flies. The club will provide all the fly tying materials. Members are asked to bring their own fly tying vises and other equipment.

If you are new to fly tying and you don't have your own fly tying vise or other related fly tying equipment, no worries! The club has several fly tying vises along with all needed fly tying equipment available for your use during these fly tying sessions. Just talk with the fly tying session leader for that Saturday and he or she will get you access to a vise and needed fly tying equipment from the clubhouse's back storage room.

These club member-led fly tying sessions are scheduled below for the coming months with the club member leading the session listed:

- November 2:
- December 7: Mike Mattia
- January 4: Joe Bruce
- February 1:
- March 7:
- April 4:
- June 6:

In advance of each scheduled fly tying session, members will be alerted as to flies to be tied during that session (with accompanying photos), what materials will be used, and which club member is leading that tying session. Those notifications will come via emails to all club members as well as updated postings on the club's web site.

We are now scheduling "**Open Fly Tying Sessions - No formal instruction**" for every Saturday from 10am - noon (except the 1st Saturday of the month) at clubhouse. So come on over the clubhouse on Saturday mornings and join your fellow club members for some fly tying, lots of conversation and fellowship.

Have questions or want more information?
Contact: Luis Santiago 209-485-5315 or
imsantiago05@yahoo.com.

2019 Bluegill Tournament Interim Standings

As we head into fall, our 2019 Bluegill Tournament still has a distinct Delaware flavor, with each of our top three entries thus far have still originated in a Delaware pond. Frank Bowne submitted our first entry of the year and he continues to hold the lead with his impressive 9-inch fish that he caught at Blairs Pond on April 9th. Frank used a blue topwater fly to entice the below monster bluegill:



A possible first place tying bluegill was caught recently by Mike Mattia. His entry of 9 inches was caught on October 6 on Concord Pond. Mike used a red and white “flip flop” popper to hook and land this latest entry pictured below.



In third place is John Rentch with a nice 8.25-inch bluegill. John pulled his entry from Ingrams Pond, also located in Delaware, on May 7th. A yellow bass popper encouraged his entry to bite.

Clearly, its going to take a 10” whopper of a bluegill to knock Frank and Mike out of first place...the good news is there is still time! Our contest is still open for entries. We’ll accept entries for 2019 until midnight, 15 November, 2019. The rules for the tournament are found on this link from our website:

<http://fs-ff.com/wp-content/uploads/2019/02/FSFF-2019-Bluegill-Contest.FinalPDF.pdf>

Remember to submit your entries to me, Mark Bange, mbange54@gmail.com along with the date you caught the fish, the location and a description of the fly you used. When possible, show the fly in the photo.

The photo, of course, is key to your entry. It must show the whole fish clearly and it must measure its length against a ruler. Also, please make sure your entry was caught by a fly. There are imitation worm flies and there are real worms. An earthworm is irresistible to bluegills but it is not a fly and therefore not a suitable bait for our contest. I had to disallow an otherwise top three entry that was caught by a worm, not a worm fly.

The prize will be the winning member’s name on clubhouse plaque (with room for winners in years to follow) and a small trophy that member keeps. The prize and the trophy will be awarded to the winning member at the club’s annual Holiday Party on December 4th.

Good luck to all.
Thank you,
Mark Bange

Featured Fly

Murdich Minnow

By Luis Santiago



One my favorite patterns this year and recent subject for fly tying class recently. The Murdich's Minnow originally a Striped Bass pattern can also be utilized for trout fishing, as well as in the saltwater scene. Makes for a killer Smallmouth pattern in smaller sizes. This pattern moves in the water just like a wounded baitfish, kicking back and forth in the water with each strip of the line. Easy to imitate a large amount of forage by changing color of the materials.

Material List:

Hook: Gamakatsu S11-4L2H #2 (4x Long, 2x Heavy)

Thread: Veevus Power Thread 140, White

Tail: Bucktail

Flash: Flashabou/Krystal flash

Kicker/Veil: EP Streamer Brush, White

Body: Eztaz Size Large/Grande

Eyes: Flymen's Fish-Skull Living Eyes Earth 7.0mm

Color: Prismatic Permanent Craft Marker

How to Tie This Fly Video:


<https://www.youtube.com/watch?v=xAAb3JNVR4o>

How to Fly Fish Even Better

Fish the Tributaries in the Fall

By Joe Bruce

When the summer heat starts to be a thing of the past, the Chesapeake Bay's tidal tributaries start to heat up. I'm not talking temperatures, but the abundance of fish present as the water cools.



All summer these waters have been home to great schools of baitfish, pretty much unmolested because it was too hot for stripers to enter—not so in the fall.

This a great time for the fly rodder! Poppers in the morning and sink-tips and sinking lines during the day, be sure to arm yourself with 14 lbs. tippets with Clouser Minnows and do battle.

Sizing your Clouser to a #4 hook will not only catch you stripers, but also white and yellow perch. My color choices are all yellow and all white top and bottom.

I go to the more out of the way waters in my kayak to avoid a lot of boat traffic. My yak doesn't handle wave action, so I keep to the head waters mostly.

Here are some of my secret places: Skipton Creek off of Wye River, the Wye is good also up river, Leeds Creek for stripers and big perch, Hunting

Creek off the Miles, and Trappe Creek is another gem. These are all Eastern Shore tidal waters, less populated, so less traffic and the auto traffic is dropping off to boot.

A dear friend of mine, who is fishing other waters now, once caught 193 stripers from 6" to six pounds on light fly rods, in a day, and we were never more than ¾ mile from the Wye Landing.

Club News

Duberfly Trout School Offer to FSFF Members

On Saturday November 16th, our own Duber Winters and his fly fishing team will be conducting a Trout School at Double Spur Outfitters in Star Tannery Virginia. The school is taught on a private stretch of Cedar Creek that is meticulously managed and stocked by the owner Levi Pitcock. They limit this particular school to 8 students maximum and typically keep an instructor to student ratio of 1:2. School hours are 7:30-3:00 and anglers are invited to continue fishing at the conclusion of the school to work the stream without a guide and apply new found skills on their own. In addition, while they typically promote and teach catch and release techniques, this is one of



the few private fisheries that we work with that allows for the harvesting of a few fish per angler... Trout dinner anyone??? Cost of the school is \$275.00.



Duber is making this school available to Free State Fly Fishers Members before offering it to any other groups or anglers—his hope is to fill this school with FSFF Members. As with all Duberfly Schools, this is a first come first serve event.

If you are interested in attending this school and/or would like more information, please reach out to Duber directly requesting specific info or confirming attendance. Contact Duber Winters at 703-576-7661 Duberfly@gmail.com Duberfly.com

Club's Funds Fully Sustaining Club Operations, with Sufficient Funds Remaining

The club is going through a period of financial well-being not typical of our past decades. Fund raising efforts of members and donations by past and current members have greatly improved our financial outlook. The significant increases in club membership over the past several years have also directly contributed. That said, assuring continued appropriate use of our funds should assure continued financial stability of the club for many years to come.

The club presently has in the range of \$7,000 in our treasury. Our typical cost of operations is about \$1,000 per year. This include charges for our post office mailbox in Davidsonville, insurance, membership in the Fly Fishers International, annual web site fees, stamps, and an annual donation to the Davidsonville Family Recreation Center. These

necessary costs are easily covered by our annual membership dues which recently have amounted to nearly \$2,000 per year as we now have over 100 paying members.

This leaves a substantial balance to carry out our club's mission. We have chosen to provide funds to the River Keepers for the West and Rhode rivers, South River, Severn River, Patuxent River and Magothy River at the level of \$100 each for a total investment of \$500. We also support our monthly fly tying sessions as a club activity and provide snacks and drinks at the monthly meetings and movie nights as well as food at special sessions sponsored by the club. We typically spend in the range of \$300 per year supporting these club sponsored events and investments.

The other area of expenditures where discretionary funds are spent is seed money for special activities which either pay for themselves or make a profit for the club when completed. Examples are the Holiday Dinner and Party, monthly club meeting raffles, and special sessions like our February 2019 Icelandic Wool dyeing session.

We will most likely carry over \$6,500 to \$7,000 in our club's checking accounting into 2020. Assuming our membership remains stable, the membership fees alone should more than cover the costs of club operations described above, providing additional funds which the club can invest in important capital improvements to the clubhouse as well as club operations.

Tom Gooding, FSFF Club Treasurer

FSFF President on MD DNR Black Bass Advisory Subcommittee

This past summer, Rich Batiuk, was selected to represent recreational anglers on Maryland Department of Natural Resources' Black Bass Advisory Subcommittee. He joins other

recreational, commercial, guide services and business representatives on the Subcommittee.

Club Library Available to All Club Members

As a reminder, our Free State Fly Fishers' library is available at the clubhouse to all dues paying members. A tremendous collection of classic and modern books and magazines covering casting, fly tying and fly-fishing techniques are available.

For those of you who would prefer to learn visually there are hundreds of DVD's available for viewing as well. Our extensive VHS collection was transferred to DVD last year. All movies shown at our movie nights are later added to the collection for at home viewing. Please notify me if you would like a personal copy of any of the DVDs available.

Full list of library items is available on our website at: <http://fs-ff.com/index.php/library-items/>.

In order to check out a book, magazine or DVD from the library and remove these materials from the clubhouse, you are required to fill out the sign-out book.

Please consider adding any books or fly fishing related material from your personal collection to the library if you no longer have use for them.

Luis Santiago, FSFF Club Librarian

Summary of the September FSFF Leadership Team Meeting

On September 16th, all seven members of the club's Leadership Team met at the clubhouse to work through a host of topics. Here's a summary of the resultant decisions and actions. The full meeting summary is accessible via the club's web site at: <http://fs-ff.com/index.php/governance/board-of-directors/>.

- Agreement to **confirm club sponsored events and activities dates**, meeting speakers, fly tying session leaders, etc. at least 3-4 months in advance and the dates and locations for outings at least 1-2 months in advance to enable members to schedule these on their personal calendars and to give Cliff Young enough advance time for make his publicity notifications and contacts.
- Agreement for working towards **scheduling hands-on and demonstration activities** and events once every month to two months throughout the year, targeting Saturdays on which we have not scheduled fly tying sessions.
- Given members expressions of strong interest, agreement to **schedule both more Icelandic wool dyeing sessions as well as bucktail and hackle neck dyeing sessions** in 2020 and beyond.
- Agreement on the need for not only scheduling a **fly tying 101 class**, but we need to schedule a **fly fishing 101 class**.
- Agreement to **advertise volunteer opportunity events** and encourage our members to participate if they are interested, but not make such volunteer opportunities a club-sponsored event.
- Agreement to make a number of **changes to upcoming Swap Meets**, learning from experiences with our 2019 April Swap Meet.
- Agreement to increasing FSFF visibility by having **members participating in selected local fishing shows** via a club sponsored table.
- Agreement to work to **get more club members involved** in the actual operation of the club.
- Agreement to move forward with the following investments for use by the club as a whole:
 - Purchase a small tripod, web camera, and upgraded LCD projector
 - Purchase folding chairs with built in cushions that can be stacked on a cart
 - Build and install two large cork bulletin boards
 - Purchase new curtains
 - Purchase new window shades
 - Work with a digital graphic company to get a higher quality graphical image of our club logo
 - Purchase a new club logo to replace the club logo placed outside of the front door
- Agreement to **share the names and email addresses of members**, after removing those members who asked that their contact information not be shared, twice a year—spring and fall—with all members.
- Agreement on a **draft proposed revised set of club by-laws** to share with all members for review and comments.
- Agreement that the club needs to **work to address liability as it relates to club sponsored outings** by securing expert counsel to recommend options for how the club can address the issue of liability for outings.
- Agreement to put forth a **slate of recommended officers** reflective of the 2019 officers at the October club meeting.

Members' Opportunity to Help at Upcoming Local Fly Fishing Shows

The club is going to host a table at the following three fly fishing and fishing shows (with the club leads shown below):

- Heroes on the Water in Odenton, MD—Mark Bange
- Lefty Kreh Tie Fest—Luis Santiago
- Saltwater Fishing Expo at Annapolis Elks—Mike Mattia

And the club will be heading back to Bass Pro Shop this winter for another one of our fly tying demonstrations for customers just outside of the Fly Shop. As the dates for each show are set, we will provide members with more details as we get closer to each fly show and tying demonstration. And we will be asking members to sign up to help work at the Club's table at each show as well as at the Bass Pro Shop fly tying demonstration.

Where to Fish

Town Creek, Maryland

By Gary Grey

There aren't a lot of unutilized trout fishing streams suitable for fly fishing in Maryland, but one notable one is Town Creek in Allegany County, Maryland. This is a delayed harvest stream set up for catch and release artificial lures only from October 1 through May 31, and then converts to a put and take fishery from June 1 through September 30. In general, the river is about 75% the size of the Patapsco River at Avalon (swinging bridge area) and the tree canopy and brush is high enough to allow moderate fly casting when wading in the river. It is generously stocked twice per year, 2,700 in pre-season and 1,350 in early April yielding 4,050 trout per year putting it in the higher end of stocked trout streams in Maryland. It has upper and lower delayed harvest sections.

Town Creek is around 150 miles west of Annapolis, around a 2.75-hour drive. After exiting I-70 at the Flintstone exit (which is still East of Cumberland), there is an interesting 25-minute drive through pastureland and woods to the upper parking area of the catch and release section. Be sure to bring a map as there are several turns in remote areas to get to the first parking area. By my estimation, the catch and release section of Town Creek is located in among the most remote sections of Maryland, so if you REALLY want to get away from it all, this creek is a great candidate.

The upper parking area is located near "Sugar Hollow", Oldtown, MD near an old dilapidated log cabin. If you type "Sugar Hollow, Oldtown, MD" into Google Maps, it will put you very close to the upper parking lot. It is about a 100-yard walk to the creek from the parking lot through an old, overgrown field. I generally wear waders and enter the stream at the end of the trail and fish my way upstream to the end of the public fishing area where there are some very pretty rock cliffs. The

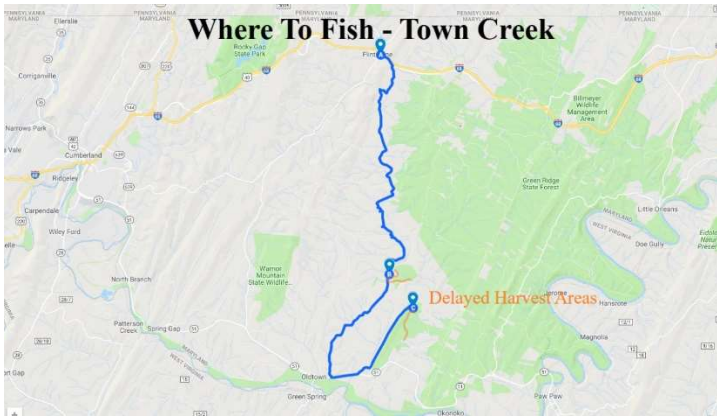
end of the public area is CLEARLY marked by the neighbors, who, let's just say, make it VERY CLEAR that you can't fish further upstream! In the six or seven times I've fished this stream, I've never had much luck with dry flies, but nymphs and wooly buggers/streamers do well. It usually takes me around 1.5 hours to fish my way to the upstream public area boundary, so if time allows, I'll return to the entry point and fish my way downstream to the lower public area boundary of the upper section. There are more pools in this section, and it is more open allowing easier and longer fly casts.

The lower parking area is located near the intersection of Lower Town Creek Road and Manifold Road and offers more good fishing. The pools are bigger and casting is easier. Also, the lower area is more tolerant of higher flows, so if the upper section is unfishable due to high flows, be sure to check the lower section.

This year I fished Town Creek three days after a significant rainstorm, which I assumed was sufficient time for the turbidity to settle out. Although I was right about the turbidity, the flows were too high in the upper section to fish comfortably, but the lower section was excellent.

Another very interesting offering is available by fishing Town Creek by the free campground located on Ruby Rd in Warrior Mountain Wildlife Management Area, only a 15-minute drive from the upper area parking lot. It has very nice tent camping sites, a gravel parking lot for RV camping use, and a composting pit latrine. All free—what more could you want!

So, if you really want to get away from it all and fish a relatively underutilized catch and return trout stream on a tight budget, this stream offers easy fly fishing, remote beautiful location, and free camping! I'll see you there!



The above is believed to be the first written record of fly fishing. Of course, we know that the Japanese were likely doing something similar at that time or even before. Today we call that Tenkara. But no Japanese angler wrote about it, at least not as far back as Claudius Aelianus. So, the Roman gets the nod in the debate of who first described the art of fly fishing.

You can also go online and find representations of the fly that Claudius Aelianus described. I did just that and found two forms of the Macedonian fly. One has the hackle feathers as wings and the other palmers the hackle on the body of the fly. Below are my representations of those flies. But first a word of thanks to my wife Linda for pointing the way to her stash of knitting yarn. I found the red yarn I was seeking. To that I added what I presumed to be wax colored hackle and the two flies below were born.

Featured Article

The Macedonian Fly: A History Lesson and a Little Fun

By Mark Bange

If you Google the “History of Fly Fishing” you inevitably will come across the story of Claudius Aelianus, the Roman outdoor writer of his day. And when was that day? About 200 A.D. He was a prolific writer of no less than 17 books and many shorter works detailing his observations of the natural world. Among his major works was a treatise entitled, “On the Nature of Animals”. As Romans of that era were wont to do, Claudius Aelianus travelled far from home. He visited Macedonia on the Balkan Peninsula in Southeast Europe. Specifically, he was near the Astraeus River in Macedonia. Given his interest in nature and the outdoors Claudius Aelianus was intrigued by the Macedonians’ way of catching fish. He described it like this:

“They fasten red wool round a hook, and fit on to the wool two feathers which grow under a cock’s wattles, and which in color are like wax. Their rod is six feet long, and their line is the same length. Then they throw their snare, and the fish, attracted and maddened by the color, comes straight at it, thinking from the pretty sight to gain a dainty mouthful; when, however, it opens its jaws, it is caught by the hook, and enjoys a bitter repast, a captive.”



I tied each on size 8 dry fly hooks. Now my question was where to test them. Of course, the answer was a FSFF outing. I took the above flies to our Trap Pond outing on 18 May.

While others were tossing poppers to bass and bluegills, I spent the first hour of the day throwing the above flies. I thought bluegills would find them irresistible, given they are rather non-discriminating in their food selections. However, that was not the case.

I tried the one with wings first. I didn't know if it would float or sink. It sunk like a rock. Evidently, the yarn soaked up water pretty fast. No problem, I thought. Bluegills hit darned near anything. But if bluegills were present, they ignored my Macedonian fly for a long time. And then finally, one took the challenge. I caught the little fish below:



Given its diminutive size it was just learning the craft of eating bugs. Surely it had never before seen a Macedonian fly.

I have pet goldfish bigger than this catch! Yet, I was pleased to hook it. However, the fish did get something for its trouble. The tiny bluegill took one of the wings of the fly when I released it. One fish and my Macedonian fly was finished.


Next up was the fly with the palmered hackle. Again, it took many casts until this little crappie succumbed to temptation:



After that I gave up on Macedonian flies. Foam poppers and wooly buggers finished my day and each was vastly more productive than my experimental flies from a far-off time and place.

I can only surmise that the Macedonians were much more successful with their flies than I was. Otherwise their protein menu choices were likely from land animals and birds, not fish. But it was a fun experiment and I hope you enjoyed reading about it as much as I enjoyed trying it.

[Editor's Note: Thanks to Mark for his contributions of two Featured Articles. Members are strongly encouraged to share an article for publication in our quarterly newsletter. Its just another way you can share your experiences with fly fishing with your fellow members. Learning from our fellow members is just another benefit of being part of Free State Fly Fishers.]



Some photos shared by members as well as taken at club sponsored events...these all represent Fellowship Through Fly Fishing at its best!



An Invitation From

Free State Fly Fishers

to join us at our

Holiday Dinner on December 4th, 2019 at Mike's Crab House on the South River at the Riva Road Bridge

Cash Bar at 6:00 pm

Dinner service to begin at 6:30 pm

For more information contact on Don Vance at 443-875-5100 or donaldevance@gmail.com

Cost: \$38.00 per person except for \$40.00 for Broiled Crab Cakes

Make checks payable to Free State Fly Fishers and mail with the following information to:

Thomas Gooding
3126 Anchorage Drive
Annapolis, MD 21403

Checks **must** be received by **November 21st**
Payment cannot be accepted at the event

Name: _____

Entrée choice (see next page): _____

Total number of tickets: _____ Amount enclosed: _____

Telephone number: _____

Email address: _____

Names of other guests in your party (Please include their first names): _____

_____ and their entrée choices _____

FSFF DECEMBER 4TH 2019
HOLIDAY DINNER AT
MIKE'S RESTAURANT & CRABHOUSE

3030 Old Riva Road – Riva, MD 21140
410-956-2784/410-956-0488 fax

GROUP DINNER ENTRÉE SELECTION
\$38.00* PER PERSON

SERVED IN THE MAIN DINING ROOM

CHOICE OF ONE ENTRÉE

- BROILED CRAB CAKE PLATTER--~~\$40.00~~ PER PERSON
- STUFFED FLOUNDER
- RACK OF RIBS
- ORANGE ROUGHY
- FRIED CHICKEN

Please let us know as soon as possible of special Dietary Needs in advance.

ALL ENTRÉES SERVED WITH:

- SIDE SALAD
- POTATAO
- ROLLS & BUTTER
- COFFEE, TEA, AND SODA

* Except if you are ordering the broiled crab cake, then the cost is \$40.00 per person.



FREE STATE FLY FISHERS, INC.
Membership Application

Name: _____
 (First) (Last)

Address: _____

City: _____ State: _____ Zip code: _____

Phone: _____

Email: _____

Renewal _____ New Member _____

If renewal → Is this a new address, phone number or email address? ___ Yes ___ No

Dues: \$15.00 per year

Payment Method: Cash _____ Check _____

Make checks payable to: FREE STATE FLY FISHERS, INC.

May we share your contact information with other club members? ___ Yes ___ No

Would you like to be assigned a mentor to help you learn the sport? ___ Yes ___ No

Are you a member of Fly Fishers International? ___ Yes ___ No

Give the completed application and payment to Frank Bowne at an upcoming meeting or send the completed application and payment to: Frank Bowne

3523 Tallyho Court
Davidsonville, MD 21035-2436

FREE STATE FLY FISHERS LEADERSHIP TEAM

President: [Rich Batiuk](#)

First Vice-President: [Gary Grey](#)

Second Vice President: [Luis Santiago](#)

Secretary: [Frank Bowne](#)

Treasurer: [Tom Gooding](#)

Directors: [Mark Bange](#) / [Mike Mattia](#)

FSFF Coordinators:

Clubhouse Coordinator: [John Scarborough](#) / [Mike Price](#)

DFRC Representatives: [Mike Price](#) / [John Scarborough](#)

Club Librarian: [Luis Santiago](#)

Chesapeake Council – FFI Delegate: [Frank Bowne](#)

Membership Coordinator: [Frank Bowne](#)

Social Media Coordinator: [Luis Santiago](#)

Webmasters: [Luis Santiago](#) / [Frank Bowne](#)

Outings Coordinator: [Gary Grey](#)

Pond-of-the-Month Outings Coordinator: [Mike Mattia](#)

Speakers Program Coordinator: [Mark Bange](#)

Holiday Dinner Coordinator: [Don Vance](#)

Publicity Coordinator: [Cliff Young](#)

Raffles Coordinator: [Bob Ruck](#) / [Mike Mattia](#)

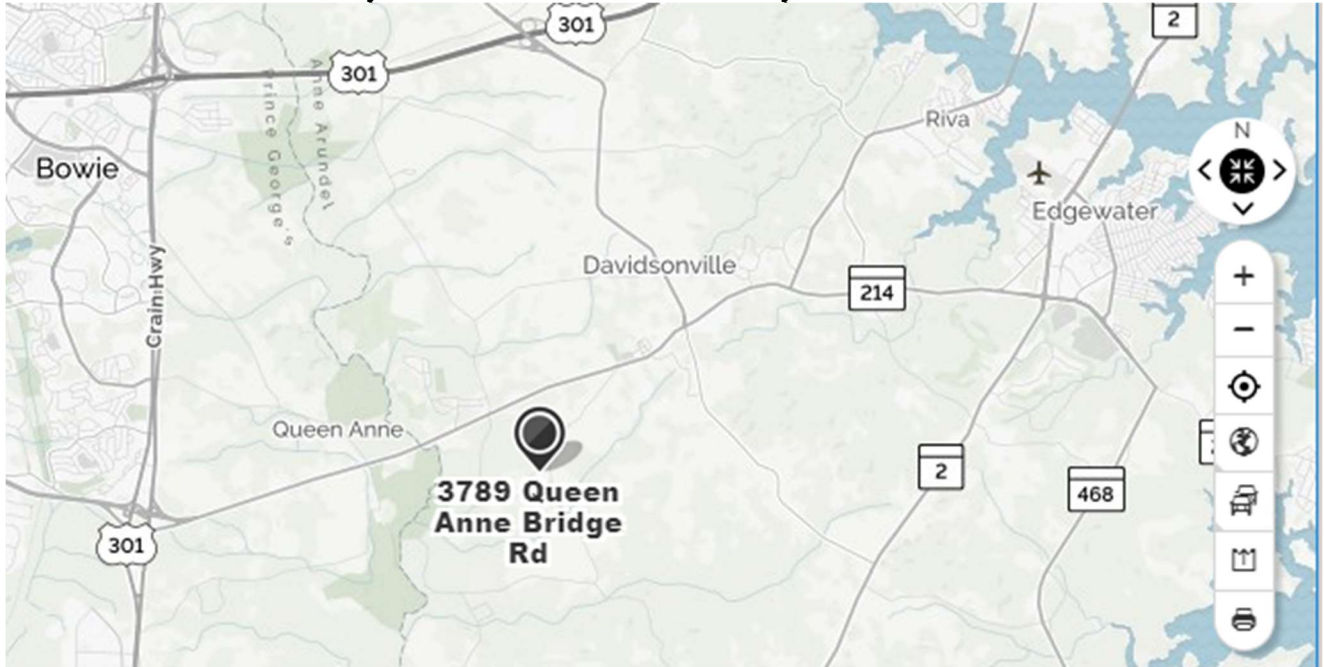
Newsletter Editor: [Rich Batiuk](#)

Please contact the appropriate FSFF leadership team member to get answers to any questions about Free State Fly Fishers and upcoming club sponsored events.

“Fellowship Through Fly Fishing”

Directions to the FSFF Clubhouse

Free State Fly Fishers (FSFF) meetings are held the first Wednesday of the month, September through June (except December), starting at 7:00 PM, at our **clubhouse** located at 3789 Queen Anne Bridge Rd., Davidsonville, MD 21035. The club house is on the grounds of the Davidsonville Family Recreation Center, an Anne Arundel County Recreation & Parks facility.



Directions: From Route 50, take Exit 16 to Route 424/ Davidsonville Road South. At the second traffic light, take a right turn onto Route 214/Central Avenue West and then take a left turn on Queen Anne Bridge Road. Take a left-hand turn into the Davidsonville Family Recreation Center through the open gate. Walk along the

parking lot and around and past Ford Hall to the clubhouse using the above map.

Our Website: <http://fs-ff.com/>

Our Facebook Page: <https://www.facebook.com/FSFFMD/>

Email Us: info@fs-ff.com