



FREE STATE FLY FISHERS NEWSLETTER

Spring 2019

President's Message

Just this past February, your club hosted a total of nine different meetings, events, outings and activities for members to participate in. Well, I can't promise that many activities to take advantage of every month, but I can assure you that we will provide choices to get engaged almost every week! Here's how you can join your fellow members and do something fly fishing.

Monthly Meetings: Mark Bange continues to work to provide us with informative speakers at each of our monthly meetings. Given we have a growing number of talented fly fishers within our own club, we are working towards a balance between bringing in recognized regional experts and having one of our own members present at these meetings. And our June meetings focus on a hands-on opportunity to learn new fly fishing skills.

Fly Tying Session: As we would expect from Luis Santiago, he and Frank Bowne work to provide members with three different opportunities to engage in fly tying. First, the *first Saturday of every month*, a club member leads the fly tying session, teaching members, new to fly tying or experienced, how to tie up to 3 or even 4 flies. The *third Wednesday* finds club members getting together for an open fly tying session. And finally, *every other fourth Wednesday*, club members gather at Killarney House for food, drinks, fly tying and fellowship. All this for the price of a club membership—an incredible deal!

Outings: We are a fly fishing club so we put emphasis on, duh, getting out fly fishing every month, targeting at least 30 outings every year. Gary Grey coordinates all the club's outings and Mike Mattia hosts multiple pond-of-the-month outings, exposing members to new and different waters every month, sometimes several times a month. What's involved in getting out on a club sponsored outing? Get it on your calendar, show up at the designated time and place, and go fly fishing—it's that simple.

Movie Nights: On alternating fourth Wednesday nights, Luis Santiago lines up a number of very cool fly fishing flicks, guaranteed to make you think seriously about where you just gotta go fly fishing real soon.

Holiday Party: First Wednesday of December, great meal, dessert, a lot of excellent raffle prizes, opportunity to see and meet club members' spouses, partners, significant others, and lots of fellowship among fly fishers.

Swap Meet: Every spring, the club provides the opportunity to peruse an incredible array of fly fishing rods, reels, equipment, fly tying materials, books, and much more at greatly reduced prices compared with store and Internet specials. Whether buying or selling, everyone wins here.

And, throw in ride sharing to fly fishing shows and fly fishing film festivals, dyeing tying materials, demonstrating fly tying in different forums...you get the picture! No excuses-come out and join us.

Tight Lines,

Rich

Yes, Even More Opportunities to Support Your Club

Not only are we getting a lot of new members joining this very active club, we are getting more members directly involved in supporting the club's operations. But we need more of you directly engaged in helping make this club so unique.

Thanks to the following club members who stepped up in response to the Winter 2018 newsletter's call for involvement in the club's operation:

- **Cliff Young** for becoming our new FSFF Publicity Coordinator
- **Don Vance** for taking on the role as the club's new annual Holiday Party Coordinator
- **Mark Bange** and **Devora Exline** teaming up as our new Annual Picnic/Outing at Trap Pond Coordinators
- **Mike Mattia** for joining Bob Ruck in running our club's monthly meeting raffles

Here's several ways you can get more directly involved in supporting our club's sponsored meetings, events, activities and outings. If you see something you would be interested in taking on, please reach out to Rich Batiuk at a meeting, call him at 410-268-5226, or email him at richbatiuk@gmail.com.

Spring Swap Meet Coordinator We need someone to help organize the spring 2020 Swap Meet. What's involved? Working with Luis Santiago, Frank Bowne and Cliff Young on getting the word out via social media, the FSFF website, and newspapers and magazines, respectively. Encouraging members to bring their stuff to sell. Lining up club members to work the day of the Swap Meet.




Lead a FSFF Sponsored Outing Gary Grey is facing the daunting task of scheduling over 35 outings over the next year and needs your help.

Being an outing coordinator is simple: 1) set the date, where to meet and when, 2) draft-up the one-page outing description, and 3) just show up and start fishing! Right now a core of 4-5 members are leading almost all of the outings. We are a fly fishing club, so let's get out fly fishing together. Learning about new places to fish, when and how to fish them and what are the best fly patterns is a key benefit of club membership. Please share your favorite place to fish with the rest of us. Contact Gary directly at 301-452-8863 or GaryGrey74@gmail.com.

Saturday Morning Fly Tying Session Leads Luis Santiago is looking for members to lead these fly tying sessions on September 7, October 5, November 2 and December 7. So, come and share your favorite patterns with your fellow fly fishers. We all learn a lot by so many different club members leading these sessions.

Got an Idea for What the Club Could be Doing? We are always looking for other ways to enrich our individual and collective fly fishing experiences. If you have an idea, please talk to Rich Batiuk or one of the other members of the club's leadership team—Gary Grey, Luis Santiago, Tom Gooding, Frank Bowne, Mike Mattia, and Mark Bange.



Upcoming FSFF Events

Compiled by Frank Bowne and Rich Batiuk

Club Meetings On the first Wednesday of every month, except December, July and August, the clubhouse doors open at 6:30 PM for members and guests to mingle and socialize, there is a short club business meeting at 7:00 PM, and the evening's speaker and their presentation begins at 7:30 PM.



Never been to a club meeting? We all started out in the same place, but you have come to the right place as we are always welcoming new members to join us. Whether you are just starting fly fishing or have been fly fishing your entire life, everyone is welcome to join! See the last page of the newsletter for more information and directions on getting to our (your) club house pictured below.



May 1 2019: FSFF Members Favorite Places to Fish Come and hear about 5-6 fellow members favorite places to fish, which fishing flies work best, when to fish, and where specifically to fish when you go.

June 5 2019: Hands on Casting Practice Come and join your fellow members for hamburgers, hot dogs and other fixings for a 6 PM dinner at the clubhouse and then 7 PM casting technique demonstrations behind the clubhouse by several certified casting instructors who are also club members. We are starting a new approach to our June meetings—hosting a hand-on opportunity so that all members can actively participate and learn new skills and techniques from fellow club members.

No monthly club meetings in July or August...you should be out fishing instead!

September 4 2019: Winter Trout: Fly Fishing Tactics Duber Winters, FSFF member and active fly fishing guide and teacher, will make a return appearance and present “Winter Trout: Fly Fishing Tactics”. He presented “Tips, Tricks and Techniques: Fly Fishing Fresh Water” at our April meeting, covering basics of rigging for trout, a little entomology, fly selection, knots, etc.

Beer Ties We will be in the porch area at Killarney House restaurant located at 584 West Central Avenue Davidsonville, MD 21035 on the fourth Wednesday of every other month, alternating with FSFF's Movie Night. You can check out their excellent menu at <http://killarneyhousepub.com>. This is a chance to socialize, eat and drink in a restaurant while tying flies and talking fishing from 6:00-8:00 PM. Please bring your vise, lamp, materials and tools. Join us for beer, food, fly tying, and a lot of talking on:

- April 24th
- June 26th
- August 28th
- October 23rd

Come and join us for the beer ties even if you don't plan to tie flies or if you want to start to learn—several members do so every time. Half the time we are so busy talking (you know who we are talking about), eating and drinking, we have to remember to tie off the fly locked in our vises before moving onto the next fly. For more information, please contact Frank Bowne at 410-798-5474 or fsbowne@verizon.net.



FSFF Biggest Bluegill Tournament Get out those Sneaky Pete poppers, wooly buggers and your other favorite bluegill flies as we have kicked off the first annual Free State Fly Fishers Biggest (Darn) Bluegill Tournament.

The rules are very simple:

1. Must be a FSFF member
2. Must be caught on fly with flyrod in 2019
3. Entries by photo (with ruler if possible, to measure catch) [see the illustrative photo in the next column]
4. Longest bluegill mouth to tail wins

Start submitting your photos of your big bluegills to Mark Bange at mbange54@gmail.com. A running tally of all entries will be posted on-line on the club's web site throughout the year, with updates at the monthly club meetings.

The prize will be the winning member's name on clubhouse plaque (with room for winners in years to follow) and a small trophy that member keeps.

The prize and the trophy will be awarded to the winning member at the club's annual Holiday Party in December.



The prize will be the winning member's name on clubhouse plaque (with room for winners in years to follow) and a small trophy that member keeps. The prize and the trophy will be awarded to the winning member at the club's annual Holiday Party in December.

Club Outings are all led by Free State Fly Fisher members. All club sponsored outings are open to all members and their guests. Details and all necessary logistical information on each outing are posted on the club's web site and emailed in advance to all members. Gary Grey, our club's Outing Coordinator, is working hard to schedule and ensure the club sponsor's over 30 different outings, targeting a wide variety of species in streams and rivers, on ponds and lakes, and out on the Bay. Plenty of opportunities to get out and fish.

Never fly fished before? Not a concern as the club member leading the outing will ensure you get some on-water instructional help from the members on the outing. Want to bring some of that other fishing equipment? Sure! At our January 2nd meeting, John Veil introduced us to the fishing comfort zone and this club welcomes all types of fishing and anglers fishing in their comfort zone, regardless of what that is. But if you start

catching more fish than your fellow members who are fly fishing, be prepared to share your secrets!!



April 23: Transquaking River, Bestpitch Boat Ramp, near Cambridge, MD

Mike Mattia is taking us on a great tidal river on Maryland's Eastern Shore. Yeah, not a pond this time! However, get a look at the list of species you can catch (deep breath): crappie, pickerel, largemouth bass, striped bass, bluegill, yellow perch, channel catfish, white perch, and, yes, snakehead. More details and outing logistics will be posted on-line and shared with club members. Contact: Mike Mattia at 443-570-4735 or mmmattia2013@yahoo.com

April 27: White Clay Creek, Delaware



The White Clay Fly Fishers of Delaware have extended an invitation to us to join them on the

White Clay Creek on Saturday, April 27th 2019, from 7:00 AM to 2:00 PM. It will feature a covered dish luncheon on the water, White Clay Fly Fishers will provide hamburgers and hotdogs as well as drinks. We are asked to bring something to share. This is the height of the trout season and should be a great day on the water. The picnic location is about 1/2 mile above the Delaware state line so you can choose which state to fish in. If you search London Tract Meeting House in your GPS mapping tool it should take you to the meeting location. The drive from Annapolis should be about one hour and forty minutes. The gate at the trailhead will be open and you are welcome to drive to the picnic location but parking is limited. More details and outing logistics will be posted on-line and shared in advance with FSFF club members.

Important note: there is little to no cellular phone coverage once you arrive at the Meeting House. The invitation came from Frank Lenik, a member of FSFF as well as Immediate Past President of White Clay Fly Fishers. Please call Frank and let him know you are coming the day before so he can be prepared to guide you in if necessary. His mobile is 302-740-8120. For more info, email Frank at frank.lenik@me.com and also check out their website www.whiteclayflyfishers.org

May 6, 7, and 8: Western Maryland Trout Fishing: Casselman/North Branch Potomac

Join your fellow club members for one or up to three days of fly fishing on several Western Maryland trout streams and rivers. Check the club's web site for a detailed description of this outing, including Gary's recommendations for overnight accommodations and overall outing logistics. Contact: Gary Grey at 443-795-1953 or garygrey74@gmail.com.

(Remember, Gary just recently retired, so go ahead and call him during the day or night as he is already enjoying when every day is Saturday!)

May 8: Horsey Pond, Lewes, Delaware

Can't make the Western Maryland outing? No problem as you can join Mike "never fished a pond I could not find on a map" Mattia for a new Delaware Pond. (Yep, there are A LOT of ponds in Delaware!) You will be fishing for crappie, pickerel, largemouth bass, and bluegill. Contact: Mike Mattia at 443-570-4735 or mmmattia2013@yahoo.com

May 18: Annual Club Picnic and Outing, Trap Pond, Laurel, Delaware

For about the past 30 years, Free State Fly Fishers has hosted an outing to Trap Pond timed with spawning bluegills. But most members are focused on the group lunch, which includes grilled burgers, dogs and chicken, chips, potato salad, coleslaw, drinks, and Susan Batiuk's infamous double chocolate brownies. Hungry yet? Want a chance to catch a massive bluegill as your entry for the club's tournament or catch well over 30 bluegills? Well, come on out and join your fellow members for this long-held club tradition outing with a no calorie lunch. Some members camp out to extend the fishing for another day, even heading over to Trussom Pond just minutes away from Trap Pond. So make this a weekend outing to increase your catch. Rain date: June 1. Contact: Mark Bange at 410-591-5254 or mbange54@gmail.com



Editors Note: This is a prime outing to knock Frank Bowne out of his current first place in the club's

Biggest Bluegill Tournament as we will be catching some BIG spawning bluegills. And when you are counting the number of bluegills, largemouth bass, yellow perch, chain pickerel and other species of fish to claim during the group lunch discussions, the "LDR" rules are in effect for this outing.

My Trap Pond FSFF fishing buddy, Glen Davis, invented the term LDR or Long Distance Release on a past FSFF Trap Pond outing: count the times when you hooked a bluegill, starting to bring them in, and they self-released themselves before getting all the way to the canoe. Adding LDRs to our counts, between us we 'landed' well over one hundred bluegills during the day. Maryland DNR recognizes LDRs as it means releasing your fish without even touching them. Thanks Glen!!

June 6: Tuckahoe Lake, Maryland

Close by, but very productive particularly in the early summer. You will be targeting crappie, pickerel, largemouth bass, and bluegill. Be sure to bring some poppers as the bass and bluegills will be hitting the surface along the shorelines where the waters are deeper. Contact: Mike Mattia at 443-570-4735 or mmmattia2013@yahoo.com

June TBD: South Fork Shenandoah River, Virginia

Come out for a canoe float trip with wading down a great smallmouth bass river on an outing that the club has been scheduling for over three decades. We will be working out a local outfitter to have our rented canoes and kayaks transported up river for a 5-6 mile float. Contact: Rich Batiuk at 410-268-5226 or richbatiuk@gmail.com.

June TBD: Weems Creek, Maryland

Mark Bange is taking the club back to this favorite tidal creek for some amazing white perch fly fishing. You will learn the right tactics and techniques for finding and catching an incredible number of good-sized white perch. Contact: Mark Bange at 410-255-7260 or mbange54@gmail.com.

You noticed the same short list of members leading these spring club outings? Me too. It's your turn to contact Gary Grey and sign up to lead an outing. Coordinating an outing is actually very simple. Pick a place to go fishing. Work with Gary to fill out a one-page outing description. Show up at the designated time and location and go fishing with some fun fellow club members. Boom, you're done. That's it. Even Devora Exline's service dog Daffy can do it, so can you!

Movie Nights On the months in which we don't have a FSFF sponsored Beer Tie, the club will be hosting fly fishing Movie Nights on those fourth



Wednesday nights. Join us at 7 PM in the club house for drinks, snacks, and some very cool flicks that highlight fly

fishing across the country and around the world on:

- May 29th
- July 24th
- September 25th

Contact: Luis Santiago 209-485-5315 or lsantiago05@yahoo.com.

Fly Tying Sessions



One of the great benefits of being a FSFF member is having completely free access to a wide array of talented fly tiers. There are two types of fly tying sessions sponsored by the club.

We have fly tying sessions scheduled for the **first Saturday of early month** at the clubhouse which are led by a club member who will teach everyone how to tie 1-3 different flies. The club will provide all the fly tying materials. These club member-led fly tying sessions are scheduled below for the coming months with the club member leading the session listed:

- May 4: Mark Bange
- June 1: Frank Lenik

All fly tying sessions will be held at the FSFF clubhouse, starting at 10:00 AM. In advance of each scheduled fly tying session, members will be alerted as to flies to be tied during that session (with accompanying photos), what materials will be used, and which club member is leading that tying session. Those notifications will come via emails to all club members as well as updated postings on the club's web site.

And then on the **third Wednesday evening of every month**, the club will host open fly tying sessions at the clubhouse where members can come and tie flies and anyone can receive one-on-one instructions from more experience fly tiers. The open fly tying sessions, which run from 6:30-8:30 PM, are scheduled below for the coming months:

- May 22 (4th Wednesday this one time)
- June 19

New to fly tying? No need for concern as all these fly tying sessions are set up to ensure everyone is learning something new. Don't have the listed fly tying materials for an upcoming Saturday club member-led fly tying session? No problem as the club will provide the materials for those who don't have them. Contact: Luis Santiago 209-485-5315 or lsantiago05@yahoo.com.

Featured Fly

Chernobyl Hopper

By Walt Marcella



Materials

Hook: Tiemco 300, size 10

Thread: Uni-thread, 6/0 (color to match body) or kevlar

Body: Thin foam (razor) glued together with super 77

Rib: Uni-thread, color to match the underbody

Legs: Barred round rubber legs (spirit river)

Parachute Post: Hi-vis (green)

Step 1: Start the thread at the front and wind back to the bend. It's important to have a thread base so the foam doesn't shift from side to side.


Step 2: To apply multiple colors and actually make the cut with premade shaped blades for whatever body you're trying to make you'll need to use razor foam or



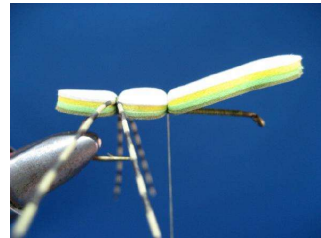
1mm. And nothing bigger or it will be impossible to have a lot of colors for the body. Measure the body according to the hook size you're using. Tie it

in where you leave ¼ inch hanging off the back. You can go longer if you like, it's really up to you. Also when tying it in make sure your wraps are on top of each other and not side by side. After firmly tying it in, you can add a drop of zap-a-gap on the underside.

Step 3: Now you're ready for the legs. Fold them around the thread and tie them in.




Step 4: Now gauge the thread wraps to make the



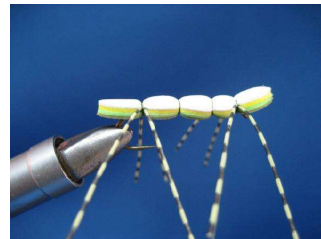
segmentations. You can have as many as you want, but I'm doing four total until I get up to the eye. In order to make wide spaces you'll need to lift up the foam and wind forward

until you get to the desired length you want.



Step 5: The last segmentation you want to be back just a little from the eye of the hook.

Step 6: Attach the next set of legs. Add a drop of zap-a-



gap on the underside (where the thread wraps are).

Step 7: This next step is up to you, but after you tie in



the legs you can add a piece of hi-vis for a post and it acts as a wing or an indicator for you to see if making long drifts.

Step 8: Whip finish the fly and glue the eye.

How to Fly Fish Even Better

Saving your fly from further destruction

by Joe Bruce

We labor over trying to tie the best fly we can and then turn around and precede to throw it into a fish's mouth full of teeth... the chain pickerel. There isn't much we can do about their teeth damaging our fly, especially from repeated fish, but to try pulling it out through all those hundreds of teeth will certainly hasten its demise. We can help save more damage by this simple trick.

This trick to keep your lure or fly intact longer when encountering toothy fish, I found by sheer accident. A fish engulfed my fly and I managed to get the hook out, but most of the fur was still in its mouth. The fish shook out of my hand, landed in the water next to the boat, opened its mouth and the fly just slipped out. Was this just a luck? Nope, no way! This happened several times that day with flies and flukes. Every time after I removed the hook and put the fish back in the water, it released my offering. I now do this every time the fish will not let go and it works. Give it a try and save your flies that you tried so hard to make look pretty to the fish from further destruction.



Club News

Joe Bruce's Latest Book and More!

The book is entitled "Shallow Water Tips & Techniques, Rigging for Success." It's available through Joe's website, www.joebruce.net, by purchasing directly from Joe, and it is available through Amazon as a paperback and an eBook. The book is paperback and if purchased through his website or directly from him, he will add a color insert. The book sells for \$19.95 with the insert and the eBook is \$5.95.



If you go to Joe's website, you will find you can get access to most of his flies, books, leaders and his excellent wire bending tool with descriptions of all his various products.

Finally, you should also check out his blog at www.joebruceflyfishing.wordpress.com. Joe works to update his blog weekly. To date, he has over 11,000 hits and counting. So in between meeting, fly tying sessions and outings where you will often find Joe doing what he most enjoys—helping others learn to become even better fly fishers—you can learn from his many, many (did I say many?) decades of fly fishing experience.

As a club, we are very fortunate to have Joe so willing to give his time and share his expertise with

us. Stay tuned for more sessions like his recent very successful presentation in March to a packed FSFF clubhouse entitled, 'Everything You Need to Know About Fly Fishing for Pickerel'.

New Fly Lines Donated by Joe Bruce on Sale for Only \$20

Joe Bruce has donated over 40 boxes of fly lines now on sale for 20 dollars each. All lines are brand new and will be available at the club house for purchase at all upcoming club sponsored meetings and events. See Luis Santiago to make a purchase...just remember new fly lines today can run you \$75 to well over \$100, so this is truly a deal of a life time! So check your old lines, figure out which ones need replacing or which of your recently purchased rods and reels need a new fly line. Thank you to Joe Bruce for the donation for club fund raising.

Fly Tying Instructors Wanted for October-December 2019 Saturday Morning Fly Tying Sessions



Fellow club members, the following dates are in need of fly tying instructors to lead our monthly Saturday morning fly tying sessions. Thank you to many talented tiers that have instructed in our sessions this year: Mark Bange, Rich Batiuk, Joe Bruce, Frank Lenik, Walt Marcella, and Chris Pinzone. I look forward to having each and every one of you back to teach your second favorite fly. I

hear George Vincent may come out and do some trout flies for us (fingers crossed).

To those of you have not already participated as instructors, you are cordially invited to volunteer. Everyone has something to bring to the table and we love seeing and hearing about your favorite pattern and how to tie them. Besides fishing, there is no better way to get to know your club mates than by sitting around tying flies for a few hours. Please let me know if you are interested in leading an upcoming Saturday morning fly tying session. The dates available, the first Saturday of every month, are October 5, November 2, and December 7.

Thanks, Luis Santiago, FSFF Fly Tying Coordinator

Plans to Update the FSFF's By-Laws Last Amended in 1975

As part of the ongoing priority on ensuring the longevity of the club and updating our operating procedures, Mark Bange is in the process of drafting up updates to our club's by-laws from the 1970s. After review by the club's leadership team, the revised draft updated by-laws will be presented to the full membership for review and comment. Once any requested changes have been incorporated, a final draft revised set of club by-laws will be submitted to the full club membership for voting to approve.

This may sound like some type of bureaucratic paperwork, but our by-laws lay out how we operate as a club. And a lot has changed since the mid-1970s which needs to be reflected in our by-laws.

We Need Members Who are Willing to be Mentors

Just since January, we have had 11 new FSFF members ask for a mentor. Thanks to Mark Bange, Gary Grey, Mike Mattia, Luis Santiago, and Joe

Bruce, we have been able to assign a mentor to each of them who best matches the skills which they are most interested in improving. As we are continuing to get more and more new members and many of them are asking for a mentor, we need other club members to step up and be willing to share their skills and experiences. Please let Rich Batiuk (richbatiuk@gmail.com or 410-268-5226) know if you are willing to be a mentor.

Kayak Fishing Course May 11

One more chance to take Mark and John's course! On Saturday, May 11, 2019, Anne Arundel Community College (AACC) will offer a one-day, 4-hour adult education noncredit course on Kayak Fishing at its Arnold Campus. The course will be taught by our very own Mark Bange and John Veil.

The course number for the Spring 2019 Term is AHC-504. Enrollment is presently underway.

Please visit the AACC website for more information: <https://www.aacc.edu/> Or pick up a Spring 2018 Non-Credit course catalog which is available at all Anne Arundel County library branches.

Mark and John have each written books on fishing. Mark's book, entitled *The Simple Joys of Kayak Fishing: Tips and Tales from an Old Guy in His Plastic Boat*, is available on-line at:

https://www.amazon.com/Simple-Joys-Kayak-Fishing-plastic/dp/1530929547/ref=sr_1_3?ie=UTF8&qid=1546302523&sr=8-3&keywords=kayak+fishing+bange

John's book, entitled *Fishing in the Comfort Zone: Choosing Fishing Techniques, Tackle, and Locations to Make Your Fishing Experience More Enjoyable with an Emphasis on Light ... Fishing from Kayaks and Other Small Boats*, is available on-line at:

https://www.amazon.com/Fishing-Comfort-Zone-Techniques-Experience-ebook/dp/B01CKJP4YU/ref=sr_1_1?ie=UTF8&qid=1546253101&sr=8-1&keywords=John+Veil+fishing

Duber Winters Profile

Editor's Note: Recently, we welcomed another new member to Free State Fly Fisher who makes their living from fly fishing. Already, Duber has presented at the April club meeting, agreed to help with casting demonstrations at the June meeting, present again at our September meeting, be a mentor, and lead an on stream trout fly fishing class. Check out his web site at www.duberfly.com which includes descriptions of his fly fishing team members.

Duber hails from Southeastern Pennsylvania, where he grew up catching trout from mountain streams and smallmouth bass on the Susquehanna. His more-than-20-year career as a guide, Orvis store manager, author, and naturalist has equipped him with a wealth of knowledge about all aspects of both fresh and saltwater fly fishing.



Capt. Duber is an expert angler and fly-tier, a licensed captain, and a certified fly casting instructor. He spent more than a decade as a professional guide in Florida, where he led fly fishers of all experience levels to success landing

saltwater fish such as tarpon, sailfish, snook, and permit-only species. In the Florida Keys, he joined the Orvis Company as a store manager and guide.

He later worked for Orvis as a sales manager in Richmond, Va. and then as store manager in Woodbridge, Va., and Arlington, Va.—all the while conducting multiple guided trips each year across the US and overseas. He has taught many fly fishers in the greater Washington, DC, region the basics in his popular trout and bass schools. He currently continues to work as an independent guide based near Annapolis, Md.

Capt. Duber’s work as a guide—and his own writing—has been featured in various books, newspapers, and magazines. He is actively involved in raising awareness about fly fishing and the environment through groups such as Project Healing Waters, Casting For Recovery, and a host of children’s fishing organizations. His extensive experience working for anglers of all skill levels, combined with his likeable personality and appreciation for the sport’s traditions, make him an ideal teacher and expedition partner.

Duberfly’s home base is now Riva MD where he lives in a home overlooking the South River with his girlfriend Carrie and their golden retriever Betty White. So at a future meeting, please welcome Duber to his new club!



Where to Fish

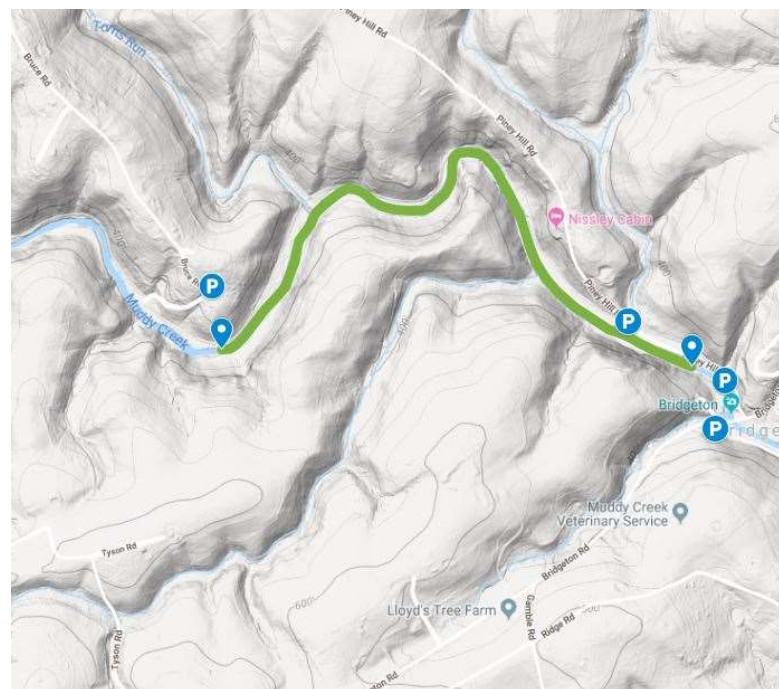
Muddy Creek, York County, Pennsylvania

By John Scarborough

Located in southeastern York County, Muddy Creek has 10 miles of designated trout fishing, with the pools and riffles getting longer and bigger as one goes downstream. Both the East and West branches are two plus miles long, merging at Muddy Creek Forks to form the main stream which is over 5 miles long.

All three sections are stocked with rainbow and brown trout, with the best fishing area is the 3-mile fly fishing only area from Bridgeton to Bruce on the main stream.

Muddy Creek is a 2-hour drive from the Baltimore Beltway. Take I-83 north to the first exit in Pennsylvania, the Shewsbury exit. At the end of the exit ramp turn right; you will be on PA Route 851 going east. Continue on Route 851 to Stewartstown. Route 851 will turn left in Stewartstown, continue on Route 851 to the village New Park.



In New Park, continue east for a couple of miles, and take the left fork at the Y. Go about 4 miles to the village of Gatcheville, after which you will come to a T-intersection. Turn right at the T on Bridgeton Road.

Continue on Bridgeton Road for 3 or 4 miles. At the bottom the hill, go across the bridge over Muddy Creek. Go about 30 yards, and take the road on the left to access the fly fishing only area. Muddy Creek will be on you left. You can park along the road, but don't block any of the driveways along the road. There is a parking area that can 3 or 4 cars on the right.

The fly fishing only area starts a couple of hundred yards upstream from the bridge at Bridgeton, and continues upstream for 3 miles.

The Fly Fishing Only Area is open to fishing all year long, except opening day of trout fishing one cannot fish before 8 a.m. It is catch and release fishing until June 15th with a limit of 3 fish per person per day.

Fish rise along the big pool upstream of Bridgeton sporadically all day long. In the evening, the hatch becomes more intense. Mayflies hatch in May and early June. The sulphur hatch is the most intense hatch. Nymphs and streamers work best in early morning, and until mid-day.


Stream flow varies depending the amount of recent rainfall. There is a stream gauge on Muddy Creek at Castle Finn. Check this gauge, and compare the present flow to the average stream.

There is a reason why it's called Muddy Creek. The watershed is mainly farm country so when it rains in the spring, the creek gets muddy. But it will usually clear-up in a day or two. Some of my best fishing occurred mid-day, or the evening after, the day it rained.

Book Review – The Feather Thief

By Mark Bange

The Feather Thief by Kirk Johnson takes readers on several journeys. It describes the work of Englishman Alfred Wallace, a contemporary of Charles Darwin. Wallace spent years traveling to remote islands collecting exotic birds which later became museum exhibits throughout the world. Wallace also independently came up with the theory of evolution and he shared it in letters with Darwin prior to Darwin's 1859 publication of his famous work, On the Origin of Species. The two naturalists reached the same conclusions independently. In fact, Wallace's correspondence with Darwin hastened Darwin's release of his famous evolution theory. Surprisingly, the two men remained cordial and Wallace never showed a hint of professional jealousy toward Darwin.



A second story coursing through the book is the role of feathers in human fashion. Stylish Victorian era women adorned their hats with the feathers of egrets, ospreys and countless other bird species, especially those, like the Bird of Paradise, found on remote tropical islands. International feather markets developed where feathers were traded

like gold and valued almost as much. The feather fashion trend decimated populations of birds with the most beautiful plumages. Conservationists and governments stepped in to limit this trade. Laws initiated in the early 20th century have since been strengthened and widened internationally to protect wild bird populations.

Enter a third storyline in the book -- fly tying. In England while the feathers were taking over the fashion industry, tiers of salmon flies used those same feathers to create ornate flies. Salmon flies are not tied to imitate anything natural that salmon eat. They are tied in bright colors to elicit a strike response by spawning fish. In time, salmon flies became an artform as much as a way to catch fish. In fact, many salmon fly tiers then and now shun fishing.

As international laws restricted access to the wild feathers used in salmon flies, tiers found work-arounds. They would dye and paint feathers from domestic fowl. However, their demand for the “real thing” has never abated. An underground market developed for wild feathers. Sellers of these feathers claim they come from old bird mounts and women’s hats found in antiques shops. Some come from the inventories of deceased tiers. And unfortunately, some still come from poaching. Regardless of source, their scarcity requires salmon fly aficionados to pay exorbitant prices for the feathers they use in their creations. A single fly may contain rare feathers costing thousands of dollars. The internet has actually enabled and emboldened this shady commerce in exotic feathers.

Now begins the final storyline of the book. In 2009 a 20-year-old American student named Edwin Rist was studying the flute at the Royal Academy of Music in London. Rist also happened to be a salmon fly tier. Like many who shared his passion,

he was not a fisherman. He was solely a tier and a very good one. He was also obsessed with using traditional feathers in his flies. While pursuing his studies in London, Rist learned that he was living only a short train ride away from the Natural History Museum in Tring, Hertfordshire. That particular museum houses one of the largest collections preserved birds on earth, including those originally found and catalogued in the 19th century by Alfred Wallace.

The proximity to those feathers was too much for young Mr. Rist to bear. After much planning, he visited the museum off hours to expand his personal collection of tying materials. He was successful in that endeavor and sold the results of his thievery on-line to willing salmon fly tiers around the world, while keeping many of them for himself. It took more than a year for detectives to catch him. But the real surprise in the book was Mr. Rist’s legal defense and the resulting decision of the English court. I will leave that to you to find out by reading the book.

I believe FSFF members will find [The Feather Thief](#) an interesting read. The author is a fly angler himself and an excellent writer. He has given us a book that is part history, part mystery and a sad commentary of how some on the fringes of our hobby can rationalize crimes against nature for personal gratification.

The book was published by Viking Press in 2018. It is currently available at the Anne Arundel County Public Library.

Editor’s Note: I asked Mark for his permission to include this book review given the close connection to our fly tying materials. Thought this review might interest our members to read this book. The extent to which some of us fly tiers will go for some good feather materials!

FREE STATE FLY FISHERS LEADERSHIP TEAM

President: [Rich Batiuk](#)

First Vice-President: [Gary Grey](#)

Second Vice President: [Luis Santiago](#)

Secretary: [Frank Bowne](#)

Treasurer: [Tom Gooding](#)

Directors: [Mark Bange](#) / [Mike Mattia](#)

FSFF Coordinators:

Clubhouse Coordinator: [John Scarborough](#) / [Mike Price](#)

DFRC Representatives: [Mike Price](#) / [John Scarborough](#)

Club Librarian: [Luis Santiago](#)

Chesapeake Council – FFI Delegate: [Frank Bowne](#)

Membership Coordinator: [Frank Bowne](#)

Social Media Coordinator: [Luis Santiago](#)

Webmasters: [Luis Santiago](#) / [Frank Bowne](#)

Outings Coordinator: [Gary Grey](#)

Pond-of-the-Month Outings Coordinator: [Mike Mattia](#)

Speakers Program Coordinator: [Mark Bange](#)

Publicity Coordinator: [Cliff Young](#)

Raffles Coordinator: [Bob Ruck](#) / [Mike Mattia](#)

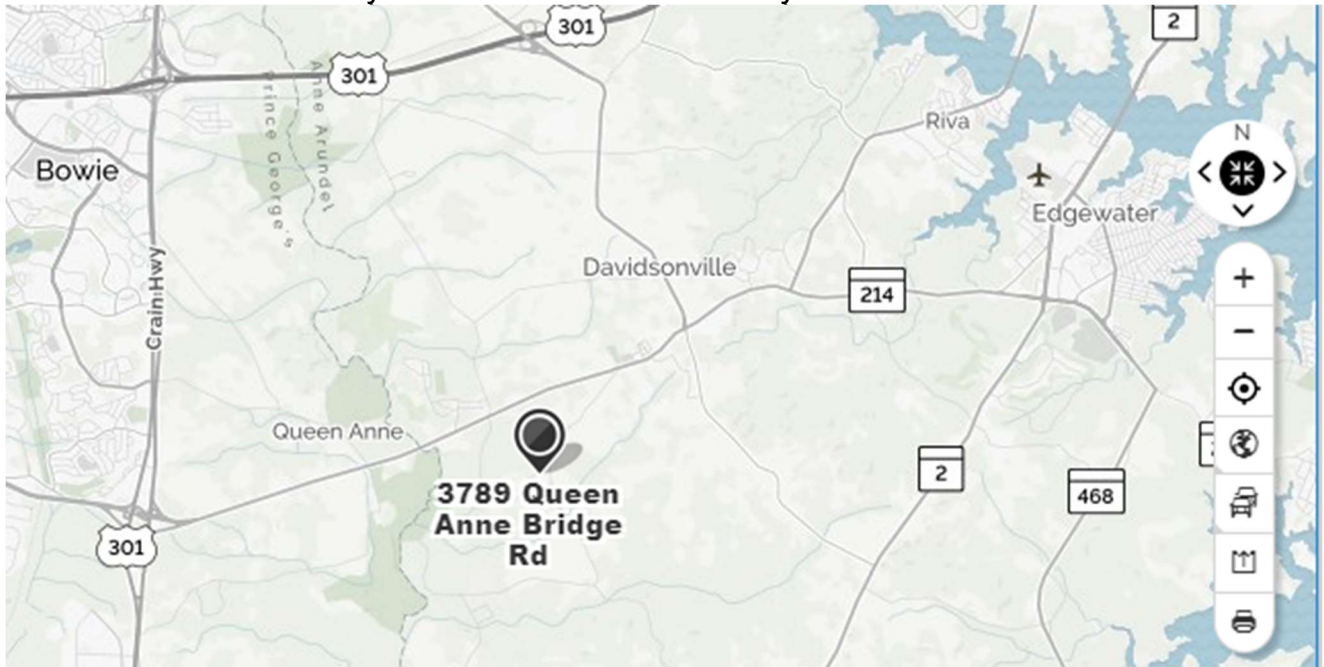
Newsletter Editor: [Rich Batiuk](#)

Please contact the appropriate FSFF leadership team member to get answers to any questions about Free State Fly Fishers and upcoming club sponsored events.

“Fellowship Through Fly Fishing”

Directions to the FSFF Clubhouse

Free State Fly Fishers (FSFF) meetings are held the first Wednesday of the month, September through June (except December), starting at 7:00 PM, at our **clubhouse** located at 3789 Queen Anne Bridge Rd., Davidsonville, MD 21035. The club house is on the grounds of the Davidsonville Family Recreation Center, an Anne Arundel County Recreation & Parks facility.



Directions: From Route 50, take Exit 16 to Route 424/ Davidsonville Road South. At the second traffic light, take a right turn onto Route 214/Central Avenue West and then take a left turn on Queen Anne Bridge Road. Take a left-hand turn into the Davidsonville Family Recreation Center through the open gate. Walk along the

parking lot and around and past Ford Hall to the clubhouse using the above map.

Our Website: <http://fs-ff.com/>

Our Facebook Page: <https://www.facebook.com/FSFFMD/>

Email Us: info@fs-ff.com