



FREE STATE FLY FISHERS NEWSLETTER

Summer 2021

President's Message: We are Getting Back Together, Finally!



Wow, what a great Club! I just did a cursory glance at topics on our club Groups i/o email and saw discussions on:

- fishing in Mexico,
- fishing in the Adirondacks,
- fishing Western Maryland,
- catching carp on cicada flies,
- canoe for sale,
- reels for sale,
- swap meet details,
- Heroes On the Water support,
- Pond of the Month,
- Beer Tie,
- how to Float the North Branch of the Potomac, and
- offshore shark fishing on the fly!

And that was just the last six weeks! 2021 is already way different than 2020.

Well, we're about halfway through 2021. The much talked about "pent up demand" for return to normal life from COVID 19 is readily apparent in our club, and our pent-up demand is for fly fishing, and we're doing it!

For me, as I write this, I feel the change of seasons and almost like it's time to take a short breather and relish last Spring's fishing as we get ready for this Summer's and Fall's fishing. Apparently Major

League Baseball feels the same way. As I am writing this column Major League Baseball is on its All-Star break. Maryland DNR has even ordered a break for the Rockfish—No Striped Bass fishing July 16-31 (by the way, it's not a two-week closure as it is commonly referred to, it's a 16-day closure (but who's counting??)).

I'm getting ready for the second half of 2021 fishing. As I look at my gear I see my 4, 6, 7, and 8 weight rods have gotten plenty of use so far this year, but oddly, my 5 weight fly rod has yet to see daylight this year. All of my floating, intermediate, and sink tip lines have gotten use except for my 4 weight sink tip and 6 weight sink tip. I gotta fix that in the second half! Our August Club trip to the Potomac wading for Smallmouth should fix the 6 weight sink tip problem—maybe I need to add a perch outing this summer to air out the 4 weight sink tip. Oh, what problems I have!! 😊.

And the second half of the year will be better than the first! Our clubhouse is back open. We'll have an in-person meeting in September. We can catch up with fellow members, get advice, lie a little, and buy more gear leftover from the May Swap Meet. The raffle will be in full swing!

Life is great, enjoy the rest of the Summer! Put our Club motto in play: call a member, get out and fly fish, and enjoy fellowship through fly fishing!

See you on the stream,

Gary



Upcoming FSFF Sponsored Meetings, Events and Activities

After well over a year of virtual meetings, we opened up the clubhouse for our June meeting and we spent most of the evening out on the lawn behind the clubhouse improving our fly casting techniques. It was great getting back together in person and pursuing a shared interest, this time improving our fly casting techniques! And thanks to Duber, Joe, Tom and Mark, each of us came away from that evening's clinic with specific ways of casting a bit further, a little easier and more accurately. Heck, where else can you go on a June Wednesday evening and cast while sitting in a kayak in the middle of a grass field, or get casting tips from a national recognized fly fishing author who once taught Moses that the 11th Commandment of Fly Casting was "forget about all that 10 o'clock and 2 o'clock stuff"!

Wednesday Club Meeting Presentations

Thanks to Mark Bange, our Meeting Speakers Coordinator, we already have our fall meeting speakers lined up and ready to deliver some excellent and informational presentations. Mark your calendars once again for the first Wednesday of September, October and November starting at 6:30 PM at the completely renovated clubhouse.

September 1 Club Meeting - Frank Lenik - California's Golden Trout Wilderness Frank Lenik,

our valued FSFF member from Delaware, will be taking us across the country for the evening on a part travelogue, part some science tour of the land of the golden trout. Frank will be talking about Inyo National Forest's Golden Trout Wilderness. For more advance information, please check out the following document on-line:

https://www.fs.usda.gov/Internet/FSE_DOCUMENTS/fseprd531555.pdf

October 6 Club Meeting - Duber Winters - Euro-nymphing Our very own Duber Winters, FSFF member, will be walking us through the world of Euro-nymphing, talking about exactly what it is and how it differs from traditional strike indicator nymphing. If you have never tried this very, very effective method of nymphing, then come and join the rest of us as we learn what it's all about.



November 3 Club Meeting – Captain Tom Hughes – Fly Fishing Chesapeake Bay Captain Tom Hughes with the Chesapeake Light Tackle/Fly Charter will be our November meeting speaker. Captain Hughes will discuss the incredible array of fly fishing opportunities across Chesapeake Bay. A number of FSFF members have gone out fly fishing with Captain Hughes and speak very highly of his fly fishing and light tackle guiding skills. Here's where you can find more information on his charter and guiding services: <http://capttomhughes.com/>.



Saturday Morning Fly Tying Sessions

We are re-starting our first Saturday of the month club member lead fly tying sessions starting this September. Come join your fellow club members starting at 10 AM at the clubhouse for learning how to tie several new fly patterns...and hear about fellow members latest fly fishing trips, what's on sale at Michael's of interest to fly tiers, and does Sally Hansen's Hard as Nails really come in different colors than just clear! The coffee is always hot, the sodas cold and the conversation and commentary non-stop...well, no guarantees!

Club member led fly tying sessions are scheduled for:

- September 4th
- October 2nd
- November 6th
- December 4
- January 8th (Not the 1st which is the New Year's Day Holiday)
- February 5th
- March 5th
- April 2nd
- May 7th
- June 4th

There are no fly tying sessions scheduled for the months of July and August. We are taking a break so you can focus on getting out fishing during the summer months.

Details on which specific flies will be tied, lists of materials for each fly pattern, whether materials will be provided by the club members leading the session, and links for more information about the flies being tied will be emailed out to all members and posted on the club website's calendar of events in advance of each fly tying session.

Saturday Morning Open Fly Tying Sessions

Given the past interest in having opportunities to just get together and tie flies together during the colder months of the year, we are re-starting our open fly tying sessions. This means these sessions are not led by a specific club member, but the clubhouse is open starting at 10 AM for members to come together, tie some flies, and have time just to get together and talk for an hour or two. These open fly tying sessions will be held in the months of January through March on the second Saturday of each month.

- January 1st (date due to conflict on Jan 8th)
- February 12th
- March 12th



Saturday Morning Hands-on Sessions

And in case you did not have plans for the third Saturday of the month, we are getting back to live, in person at the club with our Saturday morning Hands-on Sessions. Thanks to our fellow club members' willingness to share their experiences, we have sessions already scheduled for the entire

year! All Hands-on Sessions will be held on the third Saturday of the month at the clubhouse from 10 AM to 12 PM unless otherwise noted. No sessions are scheduled for the months of July and August.




September 18: Ed Waleryszak’s “Experiencing Offshore Fly Fishing—An Introduction” Have you ever wanted to fly cast to sailfish and other large fish species who call the open ocean home? Join fellow member and experienced offshore fly fisher Ed Waleryszak and find out more about how one goes about casting and hooking up some strange looking and extremely big fish. Ed will introduce us to the different unique aspects of fly fishing for offshore ocean fish species and share his decades of experiences.



October 16: Joe Bruce’s “Making and Using Mini Sink-tips for Fly Lines” We all face times when we need to get our flies down deeper, but not too

deep, to where the fish are, whether it’s a pond, lake, stream, river or tidal embayment. Joe Bruce, our fellow fly fisher with way too many ideas on how to improve our fly fishing experiences, will teach us how to make our own mini-sink tips. No need to buy them anymore, as Joe will bring the needed materials and the know-how to this session.



November 20: Mark Bange’s “Building and Tying Greg Krebs’ Foam Poppers” Have you seen the price of poppers these

days?!? And have you seen how many poppers some of us donate to the trees surrounding our favorite fishing ponds and lakes? Yep, it’s time to learn how to make your own foam poppers. And if Mark Bange can make them look so good, so can the rest of us fly fishers. Come and learn how to make your own popper with no magic involved.



December 18: Joe DeMeo’s “Tying Better Clouser Minnows” Whether you fish for bluegills or trophy sized striped bass or pursue Northern Pike up in the Adirondacks, your fly boxes must include a host of Clouser minnows in various sizes and colors. Joe DeMeo will be sharing his ideas making the experience of tying Clouser minnows easier and more enjoyable, all resulting in a great looking fly.




January 15: Joe Bruce’s “Icelandic Wool and Hackle Neck Dyeing Session” 9 AM – 12 PM If you don’t already have a lifetime supply of Iceland wool, then you definitely need to sign up for this Saturday Hands-on Session. Joe Bruce will lead us through all the steps of the wool (and hackle neck) dye process. This is truly a hands-on affair so come prepared to get busy and enjoy the laughs and continuous commentary. Please note that this Hands-on Session starts at 9 AM at the clubhouse.



March 19: Duber Winter’s “Hands-on tips for Improving Your Trout Fishing Experience” As a club we are blessed with a number of club members who bring knowledge and experiences to share with fellow club members. Duber Winters is one of those members, bringing guiding, teaching and fly shop management knowledge and experiences to share with the rest of us. Get prepared for the coming trout fishing season by participating in this Hands-On Session—you are guaranteed to become a better trout fly fisher as a result.

Course Topics

- Why fish from a kayak
- Kayak choices
- Gear (Ancillary and Tackle)
- Lures and Flies
- What you'll catch locally
- Kayak fishing tactics
 - Reading the water
 - Trolling
 - Fly Fishing
- Safety essentials
- Local kayak fishing areas



PLEASE ASK QUESTIONS AS WE PROCEED.

February 19: Mark Bange’s “Kayak Fishing in Local Waters” class 10 AM – 2 PM Back by popular demand, our twice published kayak fishing author Mark Bange will be teaching his kayak fishing class FREE OF CHARGE to his fellow Free State Fly Fishers. Not only that, the club will be providing lunch (along with Susan Batiuk’s famous Trap Pond Outing Cookout Lunch double fudge brownies for dessert)! Free class with free lunch—life does not get much better than this during the winter months for us fly fishers. Please note the 10 AM through 2 PM time frame for the class w/lunch.



April 16: Joe Bruce’s “Tying Deerhair Poppers and Spinning Deerhair on Flies” If you have never ‘spun’ Deerhair, here’s your opportunity to learn how to tie very effective Deerhair poppers. Joe Bruce will break down what looks like a very complex process for tying a fly into a series of very doable steps. What separates Deerhair poppers

from cork or foam poppers is really how Deerhair poppers float more submerged in the water surface and can provide a more 'life-like' movement in the water.



May 21: Joe DeMeo's "Building, Tying and Coloring the Double Barrel Seducer Poppers"

Once you fish a Double Barrel Seducer popper, you will wonder why you would ever go back to 'single barrel' popper in the future! Several of your fellow club members discovered just how effective these poppers are in fly fishing for BIG largemouth bass up in the Adirondacks. Those 'double barrels' really move the water in front of the popper to get the fish's attention, but still look like something living on the water's surface caused that movement. Joe DeMeo will walk us through all the steps, from prep to painting the poppers.



June 1: Wednesday Club Meeting—Casting clinic with Members Casting with Their Own Fly Rods 6:30 -8:30 PM We will continue to devote our June club meeting to a fly casting clinic, given the level of club member participation in the past several years. This past June's clinic was truly outstanding, thanks to our casting instructors—Duber Winters, Joe Bruce, Tom Parham and Mark Bange.



Like we did back in 2019, the club will provide for a group dinner starting at 6:30 PM and the casting clinic will start at 7:00 PM.

Club Movie Nights

Make your reservations for advance tickets as the Leadership Team signed up our all-star Movie Night Coordinator—Luis Santiago—for another 525 year contract! What does this all mean? More great fly fishing flicks! More calorie free popcorn! More cold sodas with sugar flavoring without any nagging! More free commentary during each movie from your fellow club members! Maybe even hot dogs! Come join us as we re-start FSFF Movie Nights this coming September 22nd at 7 PM. Movie Nights will continue to be scheduled on the fourth Wednesday evening of odd numbered months throughout the year except July:

- September 22nd
- November 24th
- January 26th
- March 23rd
- May 25th

Wednesday Night Beer Ties

We are heading back to our favorite place to tie flies...sorry, not referring to the clubhouse. Our favorite place, that is, to tie flies, drink adult beverages, eat happy hour bar food, and just plain chat and chew...and, oh yeah, tie flies—the Killarney House of course! Frank Bowne will be once again coordinating our Wednesday Night Beer Ties on the fourth Wednesday night of every even numbered month throughout the year:

- August 25th
- October 27th
- December 22nd
- February 23rd
- April 27th
- June 22nd



Streamside Fly Fishing 101 Classes

Thanks to your fellow club members, we are re-starting our series of streamside (and pond-, lake-, and tidal river-side) fly fishing 101 classes which the onset of COVID stopped before we even got started. Please note that all Streamside Fly Fishing Classes to be held on Saturdays unless otherwise noted. As we get closer to each of these classes, we will be distributing more details as well as information on signing up to participate.

- February: Joe Bruce's "Pickerel Fly Fishing 101 on Concord Pond"
- April: Duber Winter's "Trout Fly Fishing 101 on Morgan Run"
- April: Joe Bruce's "Shad Fly Fishing 101 on Deer Creek"



- May: Joe Bruce's "Largemouth Bass Fly Fishing 101 on Piney Run Reservoir"
- June: Mark Bange's "Smallmouth Bass Fly Fishing 101 on Potomac River"
- July: John Rentch's "White Perch Fly Fishing 101 on Skipton Creek"

And if you have an idea for a streamside fly fishing class you would like for the club to sponsor, please let Rich Batiuk know. And if you want to teach a streamside class, Rich wants to hear from you!

Casting Clinics

Given the overwhelming positive response to our June casting clinic, the Leadership Team decided to schedule a total of three casting clinics each year—one during the club's June meeting and two additional casting clinics on Saturdays during the spring and fall.

- Saturday April 9: 10 AM -12 PM
- Wednesday June 1: 6:30-8 PM
- Saturday October 9: 10 AM -12 PM

Club Sponsored Outings

We currently have two outings scheduled for the coming months:

- August TBD: Potomac River at Brunswick, MD led by Mark Bange
- October 1-3: Janes Island State Park, Crisfield, MD led by Luis Santiago

See the club website's calendar of events for more details on both of these outings.

Club News

Club Leadership Team Meeting Outcomes

The club's Leadership Team, composed of the elected officers (President, 1st and 2nd Vice Presidents, Secretary, and Treasurer) and the two appointed directors, met in July to plan the 're-starting' of many of the club's in person meetings and activities. The following are a series of updates on the actions being taken and decisions made by the Leadership Team on behalf of the club's membership. Plans for restarting in person club meetings, fly tying sessions, Saturday Hands-on Sessions and Movie Nights were described on the previous pages under the "Upcoming FSFF Sponsored Meetings, Events and Activities" section.

Outings

Due to COVID restrictions, club sponsored outings are significantly down in terms of numbers and the diversity of locations and there is a lack of multi-day outings. The Leadership Team decided to rebuild up the club sponsored calendar of outings based on a month-by-month assessment of fish which can be targeted by fly fishers in which water bodies and then proactively approach an array of club members, asking them if they would be willing to lead one or more such outings.

In addition, the Leadership Team will create a potential list of overnight/multi-day trips and share it with the club members via the club's group email as well as present the list at upcoming club meetings this fall and ask members who would be interested in taking which trips. Ideas for other overnight/multi-day trips will also be solicited from club members at the same time.

Club Coordinator Positions

Our biggest current need for the club is filling the Meeting Speakers Coordinator position as Mark Bange is stepping down from this Coordinator position this fall after several years. The good news is Mark has already scheduled the

September, October and November meeting speakers. With December being the club's Holiday Party, the new Meeting Speaker Coordinator has sufficient time to start lining up speakers for the club's meetings starting in January. If you are interested, please follow up with Gary Grey at garygrey74@gmail.com.

Good news: Kristi Drake is taking on the Library Coordinator position from Luis Santiago so please reach out to her for questions about the club's excellent library of CDs, books and magazines.



May 2022 Swap Meet Scheduled

The Leadership Team scheduled the next club sponsored Swap meet for the second Saturday in May (14th) with the third Saturday (the 21st) as a rain date.

Electronic Payments

The Leadership Team has agreed that the club will open a PayPal account so members can pay for their membership dues electronically. They heard that more and more members no longer have checking accounts and are not writing checks anymore and it was time to go electronic!

Mentorship Program

After three years in operation, the mentorship program just has not worked. We set up members requesting a mentor with a fellow club member

willing to be a mentor, but then the requesting members never followed through with their assigned mentors. Therefore the box on the membership application asking to be assigned a mentor will be removed and the club will handle future requests for a mentor on a more informal basis.

Zoom Account Canceled

The Leadership Team decided to cancel the club's Zoom account as the club is returning to full in person meetings and activities at the clubhouse starting in September. Thanks to Rich Batiuk for setting up, managing and paying for the account over the past 16 months.

2021 Holiday Party/Dinner

Don Vance will coordinate the club's 2021 Holiday Party and Dinner scheduled for Wednesday, December 1st. Luis Santiago will start looking into opportunities for donations for the raffles. If you want to help out, please contact Don or Luis, respectively.

Club Sponsoring Carpooling to 2022 Fly Fishing Shows

Now that the dates for the 2022 Fly Fishing Shows have been published—Edison, NJ January 28, 29 & 30, 2022 and Lancaster, PA March 5 & 6, 2022 – Rich Batiuk will take the lead again this year in planning for club sponsored carpools to the January 2022 Edison NJ and the March 2022 Lancaster PA Fly Fishing Shows starting in the fall.

Club's Treasury Update

In the two years prior to COVID, the club made substantial investments in renovating the interior and exterior of the clubhouse including its functionality and useability. When we started meeting virtually, our key sources of income, both membership fees and raffles declined. Therefore, we need a better understanding of our fixed annual expenses as well as our projected income in the coming year before we commit to making donations to the local riverkeepers and other

organizations supporting causes we support and consistent with our stated mission.

Maryland Fly Fishing and Collectible Tackle Show

You do not have to wait until next year to attend a fly fishing show! Save the date! Saturday, October 2, 2021 The show is located at Towson University at the West Village Commons, 424 Emerson Drive, Towson MD 21252 Show time: 9:00 am to 4:00 pm <https://marylandflyfishingshow.com/>

One of the east coast's premier shows, the Maryland Fly Fishing and Collectible Tackle Show



brings together fishing enthusiasts throughout the mid-Atlantic region with high quality fishing dealers for a day of tackle review, sales, demonstrations, seminars, clinics and conversation.

This show is focused on bringing unique vendors throughout the east coast to display their special fishing products and services, from collectibles to new custom rods on display for you to see and purchase. Dozens of independent retailers, fly shops, guides and artists all on display to view and purchase. From a learning and entertainment perspective, they will have professional seminars (free) throughout the day, casting demonstrations and a few surprises.

The Show is once again in the outstanding venue, the West Commons Building, located on Towson University's 356-acre campus. Easy access from all major highways. Minutes off I-83 at Baltimore's beltway 695 and easy access from I-95 to 695.

Please Renew Your 2021 Club Membership Now

You can access the club's 2021 membership application along with the liability waiver on the club's website at <http://fs-ff.com/index.php/join-or-renew-membership>. There is also a copy of the 2021 membership application included at the end of this newsletter. Please fill out your application, sign and date your liability waiver and mail both along with your dues to Frank Bowne at the address on the application.

Ken Moser's Volunteer Award

Long time FSFF club member Ken Moser was recently recognized as this year's Volunteer of the Year at The Florida Aquarium in Tampa, Florida. "In his 2 years of service, he has helped educate our guests with the learning team, prepare diets for the animals in the commissary, help at community clean-ups and plantings, and assist guests along the pathway with the guest experience and roaming disinfectant position. After spending time in the galleries, he was inspired by different habitats and experiences to create 8 stained glass pieces that share the aquarium's mission and vision. He returned to volunteering as soon as he was allowed after the shutdown, and has had a smile on his face every day. He is always incredibly kind and personable."



Ken's fellow club members always knew all this about Ken. But they forgot to mention Ken was also the 'inventor' of the infamous Fly Alternative fly pattern. Read on for more details! Even after moving to Florida, Ken has remained a club

member and has donated fly tying equipment, fly tying materials and A LOT of beautiful flies to the club for sale through our Swap Meets. Thanks Ken!

2021 FSFF Biggest Bluegill Tournament Current Standings



1st -- Larry Oakey, 9.75 inches, April 19, Woolly Bugger, Community Pond, Selbyville, DE



2nd -- Rich Batiuk, 9.0 inches, May 12, It's a Bug, Unicorn Lake, MD



3rd -- Amy Holstein, 8.5 inches, April 18, Orange Popper, Heritage Harbor Pond, Annapolis, MD




4th -- Mike Mattia, 8.5 Inches, April 19, Foam Spider, Horsey Pond, DE

The 2021 tournament ends in November so you still have time to enter your BIGGEST bluegill (and knock Larry outta of first place!). We will award the 2021 Bluegill Tournament winners at the club's December 1st Holiday Party. And given we missed our Holiday Party in 2020, we will be awarding trophies to our 2020 Biggest Bluegill Tournament winners at the club's September 1st meeting. Those winners were: 1st – Rich Batiuk, 2nd -- Rich Galena, 3rd -- Mike Mattia, and 4th -- John Rentch.

Feature Article: Latest Book on Fly Tying Tips & Techniques


By Joe Bruce



make a difference.

My new fly tying book is now available on my website. Fishing and fly tying is always a work in progress. I believe there are many small things we can do that will make a fly a better fish-catcher. Little additions to the fly design can indeed

This book is a composite of those many years of learned skills and insights that I hope will help you become a better fisherman as well as a speedy and efficient tier. The chapters are broken down with regards to tools, materials, helpful hints, and fly patterns to help illustrate some of these tips and techniques. Learn techniques to tie weed guard and making deer hair bugs, along with other fly patterns that will reinforce my tying techniques and tips.



I strongly feel my companion book to this book is my Fly Design Theory & Practice book. It describes why I tie patterns like I do and with helpful insights on fish behavior and moods to further help you understand how to tie for success.

With these two books you will be armed to create the “silver bullet” fly, if you do create this fly, please send me a note. Go to joebruce.net for the book and other fly-fishing related gear. I have a special price for buying both books at \$29.94 in lieu of just purchasing the tying book for \$24.95.

Editor's Note: In the club's Fall 2021 newsletter you will find a review of all of Joe Bruce's books published over the decades. The count is up to 18 books and 14 booklets!

Places to Fish: Anywhere you Travel! - Side Trips & Guides

By James Andrews

My primary purpose in this article is to encourage you to expand your angling horizons. As fly anglers almost all of us started with the basics – worm dunking probably (that was me!) – then moved on to fly angling. That process of learning and growth can be quickly accelerated by fishing new areas. Be

it a family trip or work obligation we all end up somewhere with potentially fishy water nearby to explore. Turning a spare afternoon or adding an extra day (or more) to one of these trips has the potential to put you on fish you will never see around home for minimal additional travel time or cost compared to what it would be as a stand-alone trip. However, over the years I have also had some spectacular failures trying to make a go of getting some fishing in – sometimes not even getting on the water. I now have a pretty standard plan of attack that I use to hit new waters when I am out of town that I want to share with you.

For the Spare Afternoon/Shorter Fishing Session:

- Identify your day and times for your “Window of Opportunity” and location.
- Obtain appropriate fishing license (usually available online in advance). I always print, the internet is not reliable in some fishing areas.
 - Important Note: Also review fishing regulations – some places have “unique” rules – I was once threatened with arrest by a Maine Game Warden for fishing near a dam (apparently that’s not allowed there!). This can get very confusing and unfortunately, I’m not aware of any shortcuts here. Even with pure catch and release fishing you are not “off the hook”, so do your homework in advance.
- Find Local or State Parks within range of your location, then see if they have some water. Review satellite maps for likely fishing opportunities and note areas of interest.
- Find rivers that run along roads for several miles. Review satellite map/Google Streetview for access and note areas of interest.
- Searching for “boat launches” can be hit or miss if you are going to be shore bound for a shorter fishing session, but give it a try as well.
- Given the time you have selected the best 3 or 4 locations based on your research and that



will be your “route”. Maybe the first one is great so you don’t leave, maybe you go through all 4 and they are a bust. It will be a learning process. I now have a “fishing rolodex” of spots all over based on using this technique, each trip back to that area will get better as you go back to old favorite spots and then try new ones (or drive by them on the way to or from).

- Gear – Go light. Bring only what you can carry and keep it simple. You can never plan for every scenario, so just be prepared for the most likely. Bring 1 rod/reel, the basics in flies/tackle along, appropriate clothing, water/snacks, footwear and sun protection. Less is more, especially when you have limited time in a new place. Explore and fish with what you have vs. fiddling with loads of gear.

For a Spare Day:

When you can manage to get an entire spare day, the opportunities get much better. I think the best bets are to either rent a boat/kayak/canoe or to book a guide.

Rental boat/kayak/canoe: Search your target area and given the options, look for places that allow you to reserve in advance and provide opportunities to fish some diverse waters - opportunities to fish regardless of wind direction, streams or rivers flowing in, near an inlet, a float from an upstream drop-off to their location (ideal).

If reservations are not available, be there first thing in the morning to ensure you get a boat. Again, confirm this is a “fishable” area with some research. I rented kayaks once to find the local area was a dead zone for fishing; some advance research would have shown that.

Fishing Guide: Booking a guide can take almost all the “work” (including gear headaches) out of the mix and while catching is never a guarantee – they will highlight the best an area has to offer. In general, a guide is going to be at least \$300 for the day without a boat, then \$600 and up (possibly way up) when you add a boat into the mix.



Recommendations from friends or locals to the area would be the place to start for a guide, but searching for a guide in the location you are going to be (or nearby fishy locations) is good enough for a day trip. It is best to book at least a month in advance, even longer if possible as they book up during short peak seasons. Most guides are quite good and love what they do. I have never had bad guides, but I have had ones I wouldn't fish with again – more due to personality than the fishing experience. If you are fishing with a guide you

have never fished before – explain what you would like to do “Fly Fish for X Species” or “Get an overview of the area and fishing opportunities” and then let them run the show. Often, they have a routine that you will learn something from, even if it doesn't make sense at first. Once you have seen what they offer, be more specific with your requests on future trips – don't be shy on this for repeat trips. I mention my goals at the booking, then again when we meet up.

Real World Example:

On a recent trip to South Florida I had a one day seminar on a Saturday. I planned on adding a day of fishing before and after this. I had notes about a guide I had been following for several years and gave him a call, He was available the day prior to the seminar so I booked him for the day. It was a great experience, but being the first day I let him “run the show” and now have a game plan for a follow up trip based on that experience. For Sunday, I found it was actually a “no license needed” day for Freshwater fishing, so I just started going from park to park nearest my hotel until I found one that had a nice pond with plenty of fish visible from a quick look. I proceeded to spend 2 hours working every part of that pond – finally getting a bullseye snakehead to take a tiny bonefish fly. A local eating his lunch saw me fishing and told me about some good fishing on a canal with plenty of access about an hour south. I took his advice (unfortunately) and ended up fishing an unproductive canal in several spots for the rest of the day. For the last hour I tried another spot – it looked good on the map, then when I got there due to grasses and other obstructions I had only a 10 ft wide spot to fish this gin clear pond. I had several strikes from a large Peacock Bass, but was unable to get the bite. This spot, while small is on my rolodex for next time as it's a quick stop for a lake with otherwise no access and I think zero fishing pressure. With some research I might be able to find a way to get access and fish from a kayak (the park and plenty of no boating signs).

How to Fly Fish Even Better: Anchors

By Joe Bruce

The anchor is a piece of equipment that most fishermen hate to use. It is usually laziness that keeps the anchor in the boat or dealing with the anchor rope.

I'm a shallow water fisherman and the anchor can be as important as the fly or lure I am throwing. Here are some reasons that the anchor should be employed.

1. Of course, on windy days to keep from drifting over water too fast.
2. Working pad fields. I try to preach a couple techniques for working pads. One, work into the wind in this way if you hook and are battling the fish the boat will drift back where you started, not drift over good water, which would be destroyed. Two, pads are a target rich environment that requires time to make many casts to cover the water. An anchor will keep you in place. By anchoring, I can fan cast the field and increase my odds of catching a number of fish from the same set.
3. Working multiple structures or grass beds, an anchor can keep you in one spot to fully hit the best spots.
4. Working current, the anchor will keep you from drifting faster than you can hit the productive water.

I can go on and on, but I hope you see the reasoning to pick up the anchor. As I said, I'm a shallow water angler. I don't need fifty feet of rope and a grappling anchor that would hold the Queen Mary for my kayak. I use an eight-to-ten-foot rope with a carabiner clip on one end to attach to my boat. I see fishing buddies with way too much rope. I wouldn't want to deal with that either.

A simple set of weightlifting plates work well or if you have a buddy that is a welder see if he would make you an anchor. For kayaks three to five pounds of weight is all you need. A three pound dumbbell will work also.



This illustration shows a target rich area, an anchor would help you cover the grass to increase your chances of maybe catching more than one fish. I know because with my anchor I caught two snakeheads from this cover.

Kayak Fly Fishing: Casting While Sitting

By Mark Bange

Casting

1. Stow Paddle
2. Longer rods are better – I prefer 9 footers
 - *To avoid slapping water on backcast
 - *To play fish
3. You do not have to stand
 - *You'll fall in
 - *You'll spook fish
4. You do not have to cast far – 40 feet is plenty for most situations
5. Let the rod load on backcast – most common casting mistake is bringing rod forward too soon
 - *Speed up backcast with single haul (and using friction of water)
6. Cast to left of bow (right handers)
 - *It's a more natural stroke
 - *Keep elbow down and close to body
 - *Less shoulder stress
 - *Enables side-armed casting

*Move kayak – not your body to get into casting position

Line Management

1. Keep deck clear; Drop line on deck
2. Toss overboard -- Be mindful of environment and drift
3. Gather in retrieving hand
4. Issues with pedal kayaks and intermediate or sinking line -- potential for tangles

Hooking up

1. Keep rod tip low
2. Remove slack immediately after cast with line retrieval hand
3. Keep rod hand in position for strike
4. Strip-strike bigger fish; Trout-set smaller ones

Editor’s Note: The above content for this article Mark’s handout during our June casting clinic. The subject is also covered in *Fly by the Seat of Your Kayak – A Guide to Simplified Kayak Flyfishing in Tidal Creeks and Freshwater Ponds*, Mark’s forthcoming book to be released on Amazon this fall. Look for a book review in the Fall 2021 FSFF newsletter!

John Veil’s Latest Book From FishTalk Magazine

You want to learn more about fishing and kayak fishing in specific? Author and FishTalk contributor John Veil has a new book that lifts the informational veil from his years of angling experience called “The Way I Like to Fish: A Kayak Angler’s Guide to Shallow Water, Light Tackle Fishing.” We read through it and found numerous gems regarding tackle, tactics and fishing tips plus tons of pictures and straight talk about specific gear. Kayak anglers who are new to the sport will be particularly interested in this book because Veil takes pains to detail exactly how he has set up his kayaks. Everything from rod holder placement to fishfinder transducer and battery placement is

covered, and there are plenty of pictures illustrating both locations and actual installment of



the accessories. We also like that Veil has produced books in two versions: one with black-and-white photography (to keep cost reasonable) and another in full color. Few authors take the time to produce both options, giving readers more choices. Price: \$17.99 for black-and-white and \$34.99 for color at amazon.com but if you order directly (email john@veilenvironmental.com) you can get them for less.

Editor’s Note: John is another FSFF member who is an active fishing author. Check out John’s other books as well as his past articles published in FishTalk Magazine—you will pick up lots of tips on how to better find fish in the tidal waters.

Tying and Fishing The “Fly Alternative” By Ken Moser

It wasn’t too many years ago that I considered myself a “traditional fly fisherman.” You know, casting small caddis or midges to rising trout or weighted wooly buggers to smallmouth bass but one of our club members changed that for me forever. I’m not proud of it, but Bob Ganz hooked me on the “Fly Alternative”.

Now the “Fly Alternative” isn’t new or high tech but does accomplish the major objectives of most



fishermen, it catches fish. It all started in the summer of 1991 on our annual outing to the Potomac River for the white miller hatch. I had fished many hours with only limited success when I noticed Bob pulling in fish after fish and getting hits on other casts. Now as we all know, Bob is not bashful about his luck and soon all of us knew his good fortune. His mystery fly, a soft plastic grub.

Since then I have been ruined. Taking his basic grub, I've come across a system that catches fish in most situations. For trout, I use a 1" grub on a 1/60th or 1/80th ounce jig head which I cast with my 2-weight rod. The weight of the jig does not affect castability, but does serve to prevent the tail from twisting the line. White is my preferred color. Presentation consists of casting the grub across the stream and allowing the current to take it downstream. Little twitches will make it even more appealing.

Another presentation is to sight fish with it. This worked particularly well last year on the Gunpowder Falls where I demonstrated the technique to Bob Van Denburgh. In this case, you let the grub sink so that it stops right in front of the fish. Then very, very slowly move the grub. Bingo! Usually the fish will pick it up and then set the hook.

When bass fishing, I will usually use a 2" grub on a 1/32nd ounce jig head on a 6/7 weight rod. White

and pumpkinseed are good colors to try. Berkley now makes a power grub which increases the effectiveness even more.

So if you ever want to increase your chances of catching fish, give this system a try. At least then I will know another fly fisherman who's not very proud.

Materials

1/32nd, 1/60th or 1/80th ounce jig head
1" to 2" grub in white or pumpkinseed

Editor's Note: This article was reproduced from the original article published in the FSFF newsletter in the early 1990s. Given Ken is still a club member even after moving to Florida years ago, I thought club members would enjoy and benefit from reading about the infamous 'Fly Alternative.' I will freely admit my smallmouth fly boxes contain their share of fly alternatives, available when the fish just aren't interested in other fly patterns. Ken introduced me to the 'Fly Alternative' during a similar club sponsored outing on the Potomac River focused on the white miller hatch. When he noticed I was not catching a lot of smallmouth bass, he handed me a handful of 'fly alternatives'. Not even a half hour later, after catching 9 smallmouth bass on 10 casts to a single pool and riffle, I heard a very distinctive voice call out from across the fish: "Rich, welcome to the dark side!" Ken just knew I had tied on a 'Fly Alternative' and turned my luck right around. Now I know I have to blame not only Ken Moser but ultimately Bob Ganz for resorting to this 'fly alternative' on occasion. But I do have my principles—I refuse to cast live bait with my fly rod!! But plastic, cast away!




And now some photos of fellow Free State Flyers from the past months...and, more importantly, the fish they caught!



1.



06.11.2021







Free State Fly Fishers, Inc. Release of Liability, Waiver of Claims, Express Assumption of Risk, and Indemnity Agreement

Read carefully before signing

IN CONSIDERATION of being permitted to participate in the fly fishing and other activities (“Activities”) sponsored by the Free State Fly Fishers, Inc. (“FSFF”), I, for myself, my personal representatives, assigns, heirs, and next of kin, do hereby acknowledge and agree to the terms and conditions in this agreement (this “Agreement”). I understand that the inherent hazards and risks associated with participating in FSFF Activities, the movement of equipment related to the Activities, as well as travel to and from the Activity sites is potentially dangerous and physically demanding and hazardous. I am mentally and physically sufficiently fit to participate in such Activities. If at any time I believe the conditions to be unsafe, I will immediately discontinue further participation, and assume all risks inherent in my decision to do so. I understand that the Activities are dangerous and involve the risk of serious injury and/or death and/or property damage; any injuries may be compounded by negligent emergency response of FSFF; I am voluntarily participating in the Activities with knowledge of these dangers involved; and I agree to accept and assume any and all risks of injury, death, or property damage, whether caused by the negligence of FSFF or otherwise.

I acknowledge and agree that:

1. I expressly waive and release any and all claims, now hereafter known, against FSFF and its officers, directors, employees, agents, affiliates, successors, and assigns (collectively, “Releasees”), on account of injury, death, or property damage arising out of or attributable to my participation in the Activity, whether arising out of the negligence of the Releasees or otherwise. I covenant not to make or bring any such claim against the Releasees, and forever release and discharge the Releasees from liability under such claims.
2. I will wear and properly use all of the appropriate protective and safety. However, I am aware and understand that protective gear cannot guarantee the participant’s safety and gear.
3. I acknowledge that FSFF volunteers who lead FSFF Activities, outings, trips, or workshops are not professional leaders, guides or instructors, nor are they certified by an organization requiring certain skills or knowledge of safety practices. I am at all times fully and solely responsible for my own safety and well-being during trips, classes, courses and events involving fly fishing and related Activities conducted under the auspices, sponsorship or leadership of FSFF, its officers, agents and members, as well as in transit to and from such activities, and that I must consider and evaluate my ability to handle the conditions present at all times.
4. In the event that I am injured during an event, trip, workshop and/or other Activity of FSFF, I give permission for other participants to administer first aid and to seek medical assistance as deemed

necessary. I intend that the releases, waivers, indemnity agreements, and assumptions of risk contained in this agreement shall fully apply to any claim whatsoever on account of first aid treatment or service rendered to me during my participation in FSFF Activities, even if caused by the negligence of releasees or others.

I hereby release, covenant not to sue, save and hold harmless, and agree to promptly indemnify FSFF, its officers, directors, coordinators, outing leaders and other volunteers (“the releasees”), from liability and responsibility whatsoever for any and all liability, claims, demands, losses, injuries, damage to property, causes of action or other damages, including but not limited to the costs of litigation and attorneys' fees, that I, my estate, heirs, survivors, executors, or assigns may have for any and all personal injury, disability, property damage, wrongful death, and/or other losses, damage, and/or claims arising out of or resulting from or in connection with the Activities, whether caused by active or passive negligence of the releasees or otherwise.

This Agreement is the sole and entire agreement of FSFF and me regarding the Activity and supersedes all prior and contemporaneous understandings, agreements, representations, and warranties, both written and oral regarding the Activity. If any part of this Agreement is invalid, illegal, or unenforceable, that shall not affect any other part of this Agreement. This Agreement is binding on and shall inure to the benefit of the Releasees and me and is made pursuant to and shall be governed by the laws of Maryland, without giving effect to any principles of conflict of laws. Any claim or cause of action arising under this Agreement shall be brought in the District Court of Maryland for Anne Arundel County or the Circuit Court for Anne Arundel County, Maryland and I hereby consent to the jurisdiction and venue therein.

I have carefully read this agreement, have been given the opportunity to review it by counsel of my choosing, and fully understand its contents. I am aware that this is a release and waiver of liability to all releasees and that by signing this agreement I am giving up important legal rights.

Signature **Date**

Signed on Behalf of _____ **(Print Name of Minor), as that Child’s Parent or Legal Guardian**

FREE STATE FLY FISHERS LEADERSHIP TEAM

President: [Gary Grey](#)

First Vice-President: [Duber Winters](#)

Second Vice President: [Luis Santiago](#)

Secretary: [Frank Bowne](#)

Treasurer: [Mark Jacobs](#)

Directors: [Rich Batiuk](#) (Past President) / [Mike Mattia](#)

FSFF Coordinators:

Clubhouse Coordinator: [John Rentch](#)

DFRC Representative: [Mike Mattia](#)

Club Librarian: [Kristi Drake](#)

Chesapeake Council – FFI Delegate: [Frank Bowne](#)

Membership Coordinator: [Frank Bowne](#)

Social Media Coordinator: [Luis Santiago](#)

Webmasters: [Luis Santiago](#) / [Frank Bowne](#)

Outings Coordinator: [Gary Grey](#)

Pond-of-the-Month Outings Coordinator: [Mike Mattia](#)

Meeting Speakers Coordinator: [Mark Bange](#)

Fly Tying Coordinator: Vacant

Beer Ties Coordinator: [Frank Bowne](#)

Saturday Hands-on Sessions Coordinator: [Rich Batiuk](#)

Movie Night Coordinator: [Luis Santiago](#)

Holiday Dinner Coordinator: [Don Vance](#)

Publicity Coordinator: [Ryan Harvey](#)

Raffles Coordinators: [Bob Ruck](#) / [Mike Mattia](#)

Door Prizes Coordinator: [Joe DeMeo](#)

Newsletter Editor: [Rich Batiuk](#)

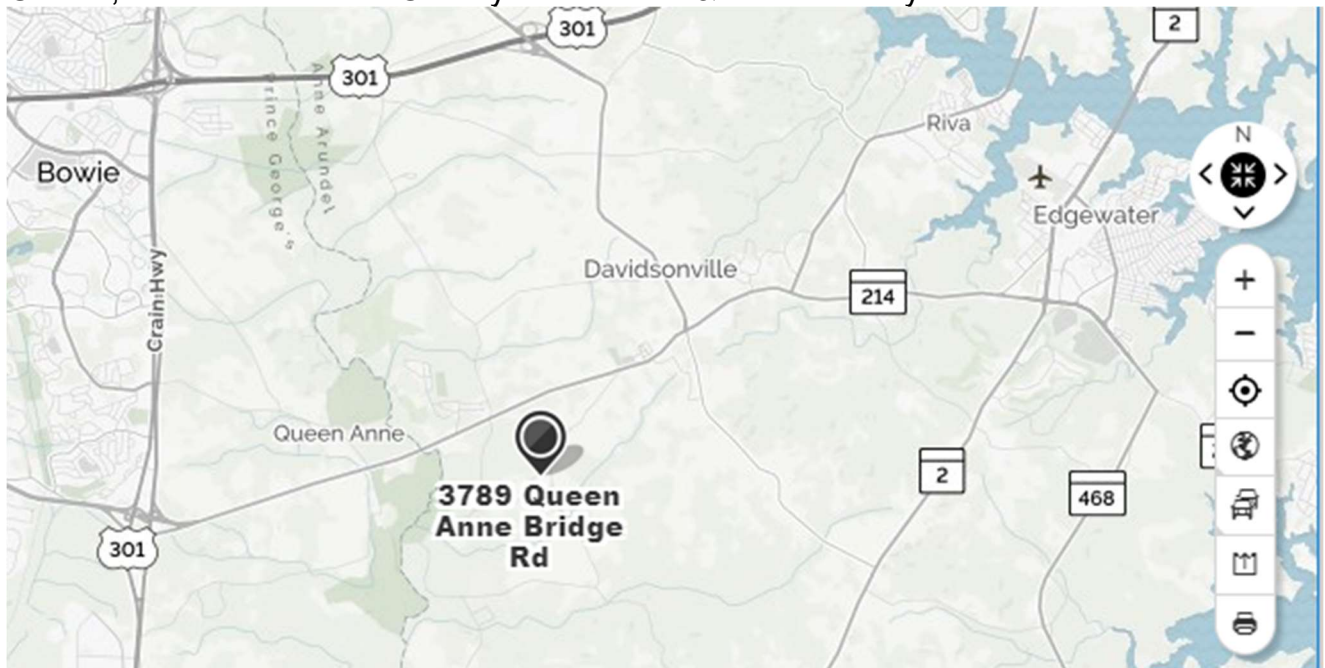
Please contact the appropriate FSFF leadership team member to get answers to any questions about Free State Fly Fishers and upcoming club sponsored events.

“Fellowship Through Fly Fishing”



Directions to the FSFF Clubhouse

Free State Fly Fishers (FSFF) meetings are held the first Wednesday of the month, September through June (except December), starting at 7:00 PM, at our **clubhouse** located at 3789 Queen Anne Bridge Rd., Davidsonville, MD 21035. The club house is on the grounds of the Davidsonville Family Recreation Center, an Anne Arundel County Recreation & Parks facility.



Directions: From Route 50, take Exit 16 to Route 424/ Davidsonville Road South. At the second traffic light, take a right turn onto Route 214/Central Avenue West and then take a left turn on Queen Anne Bridge Road. Take a left-hand turn into the Davidsonville Family Recreation Center through the open gate. Walk along the

parking lot and around and past Ford Hall to the clubhouse using the above map.

Our Website: <http://fs-ff.com/>

Our Facebook Page: <https://www.facebook.com/FSFFMD/>

Email Us: info@fs-ff.com