


# Everett's Bluegill Fly



Hook: Mustad S82-3906B, 2xl, size 10 or equivalent  
Thread: Yellow, 6/0  
Bead: Cyclops brass bead, gold, 5/32"  
Wing: Hedron Perfect Round Rubber legs, pearl  
Body: Medium chenille, yellow

## Tying Procedure

1. Place bead on hook small hole first and place in tying vise.




2. Tie in thread at back of bead and wrap to bend of hook.



3. Cut a piece of chenille approximately 4 inches long and strip about 1/8" from one end to expose the underlying thread.



4. Tie in the chenille at the bend of the hook and advance the thread  $\frac{3}{4}$  the length of the hook shank.




5. Wrap the chenille  $\frac{3}{4}$  the length of the hook shank (to where you previously positioned the thread).




6. Cut the round rubber into two pieces approximately 3 inches long.



7. Wrap the rubber evenly around the thread and bind to the top of the hook.




8. Advance the thread to the back of the bead and wrap the chenille to the back of the bead and tie off with a whip finish.



9. Adjust the rubber wings and cut to length.



10. Looking from the top the fly should look like this.



###