

Lefty's Deceiver

Material List:


- Hook: Mustad S71 hook, 1/0
- Tail: Four hackles from deceiver saddle patch
- Flash: Krystal Flash, pearl
- Body: Tying thread, chartreuse
- Collar: Bucktail, white
- Wing: Bucktail, chartreuse
- Throat: Calf tail, red
- Eyes: Holographic, super pearl, 5/32"
- Thread: Danville flat waxed nylon, chartreuse, 210 denier
- Head Finish: UV resin, Head Cement, or Sally Hansen hard as nails



Deceivers can be tied in a variety of colors. The yellow/red deceiver is effective for pickerel and pike. The chartreuse/white deceiver is effective for stripers. Tied in smaller sizes, deceivers can be used for panfish such as white perch.

Tying Procedure

1. Place hook in the vise. Start tying thread about 2 eye lengths from the hook eye and spiral wrap to the bend of the hook and tie a thread bump. Position the thread at the front of the bump.



2. Select four hackles from a Deceiver saddle patch.




3. Align the feathers to make two pairs of the deceiver saddle hackles.



4. Mate the two pair of hackles, concave side to concave side, and tie on the top of the hook at the front of the thread bump. The length of the hackle tail should be 2-3 times the length of the hook shank.



5. Select about six strands of pearl Krystal flash and tie in along each side of the tail. The Krystal flash should extend about $\frac{1}{4}$ inch beyond the tail. Advance the thread to about two eye lengths from the hook eye.




6. Select a small clump of white bucktail, remove the short hairs, and cut the bucktail so that its length does not go beyond halfway over the tail. Tie this clump to the side of the hook using firm but not tight wraps. Use your thumb to distribute the bucktail halfway around the hook and then lock in.



7. Repeat step 6. on the other side of the hook.



8. The bottom of the fly should now look like this.



9. Select a small clump of chartreuse bucktail, remove the short hairs, and cut to a length that is slightly longer than the white bucktail. Tie the chartreuse bucktail in on top of the hook at the head of the fly. Cut a small clump of red calf tail and tie in at the bottom of the hook.



10. Whip finish and apply 5/32" holographic eyes to the head using a bodkin. Finish the head with UV resin, head cement or Sally Hansen hard as nails #800 clear.



###