

Kayak Fly Fishing in Local Waters



Mark Bange
18 February 2023



Welcome Everyone!

A little about me:

- Retired from federal service
- I'm a recreational angler
- For a long time...
- I've had many excellent mentors
- I like to share fishing info
- I'm still learning



Mark Bange

My Goals

To show you that kayak fly fishing:

- **Is a highly effective way to fish.**
- **Is as relaxing as wading a small stream.**
- **Is safe if you make it so.**
- **Greatly expands access to local waters.**



The water cooler approach...



Let's make this conversational

Ask questions as we proceed

Feel free to add to discussion

But...

Today's Schedule

1. Why fly fish from a kayak
2. Kayak choices and ancillary gear
3. Fly fishing rods, reels, lines, leaders, etc.
4. Fly casting and line management



5. What you'll catch locally
6. Kayak fly fishing tactics
7. Safety essentials
8. Local kayak fly fishing areas



Why Fly Fish From a Kayak

- Takes us to where the fish are
- Prolongs outings
- Good exercise
- A year-round activity
- Many local launch sites
- Scenic



Sunrise over the Severn



Triadelphia Reservoir

Few kayak anglers do it. Most use conventional tackle.

Why Fly Fish From a Kayak

Fly fishers are the “Rodney Dangerfield” of kayak anglers

“There’s no trout here.”



“These fish don’t eat bugs.”

“You trolling with those?”

“A good striper will break those rods in two.”

WE DON'T GET NO RESPECT!

Why Fly Fish From a Kayak

Because it brings out my inner devil!

I really enjoy catching fish on the fly in front of conventional kayak anglers.



In time, you'll meet your inner devil too.

Kayak Choices

A Confusing Marketplace



The logo for bonafide, with the word in a lowercase, sans-serif font. A red oval highlights the logo.



The logo for Jackson Kayak, with the word 'JACKSON' in a large, bold, black sans-serif font and 'KAYAK' in a smaller, yellow font below it. A red oval highlights the logo.



The logo for Old Town, featuring the brand name in a red, cursive script font.



The good news: Each maker builds kayaks functional for fly fishing.



Kayak Choices

Kayak Type



Sit-on-top



Sit-inside



Hybrid

Differences:

- Basic construction
- Seating Options (Keep it low.)
- Ease of Entry and Egress
- Ease of Re-entry
- Deck Space/Storage
- Hull weight

Lots of trade-offs

Kayak Choices

Positives

Hands Free
Trolling
Speed
Distance
Propulsion

- Fins
- Propeller

Big Water



Negatives

Cost
Weight
Maintenance
Shallow Water

- Launching
- Landing

Vegetation

Deck Space
Line Tangles

PEDALING

Kayak Choices

Hull Dimensions and Performance

Length

- Speed
- Capacity
- Tracking
- Maneuverability

Width/Beam

- Speed
- Capacity
- Stability



Multi-Purpose

Hull: 12 Feet
Beam: 30/34 in.



Good
choice
for most
waters

Kayak Choices

Hull Weight – An important consideration

- Storage – Ease of storage and removal for use
- Transporting – To, at and from the launch
- Trailers – Good, but...



FACT: If your kayak is too heavy it will deter you from using it.

Kayak Choices

Cost – The ultimate criterion for most kayak anglers.



The cost spectrum.

Hobie Pro Angler-14 (\$5,800)

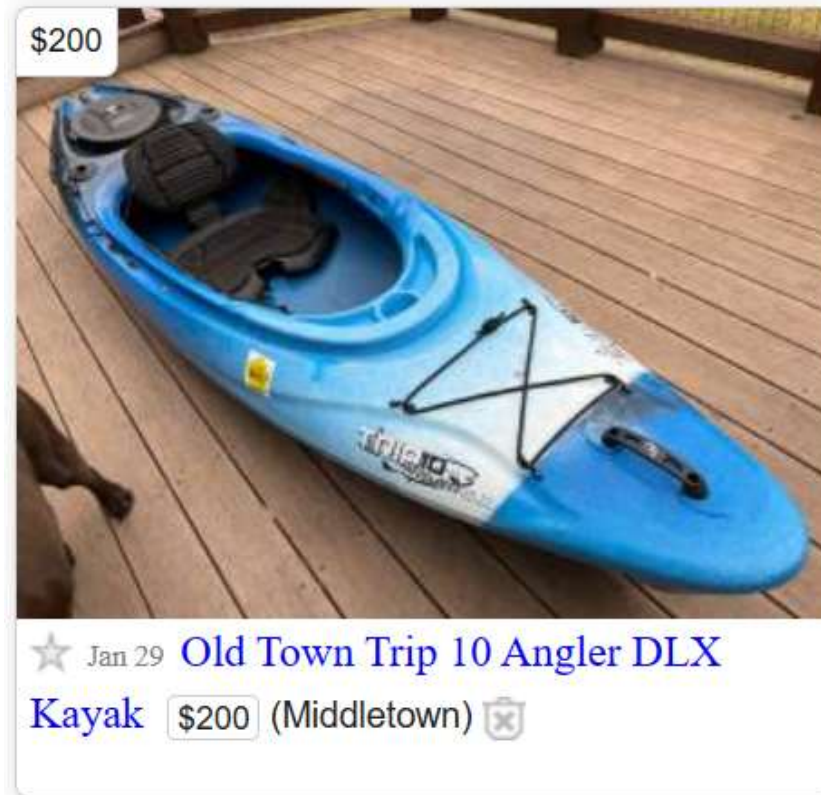
Walmart Sun Dolphin (\$280)

Good News: There are many excellent fishing kayak options in between.
(Research the retail market on-line for prices and specifications.)

Choosing a Kayak

Think Used

- More bang for the buck
- Sources
 - Dealers (DPS, ACK)
 - Craigslist
 - Friends
- Often pre-rigged
- May include extras
 - Cart
 - Paddle
 - PFD
 - Electronics



Typical Craigslist ad

What to Look For

- General condition
- Scratches are harmless
- Cracks are not
 - Check scuppers
 - Mid-hull
 - Bow and Stern
- Heavy wear on the keel
- Hatch covers
- Features – gear tracks, etc.

Kayak Fishing Gear

Paddle

- Length – depends on your height and your boat's beam
- 240 cm is common length
- Shaft -- Carbon vs. Fiberglass vs. Aluminum
- Blade – Plastic or Carbon (Adjustment of blade angle)
- Weight – generally, the lighter the paddle the more it costs
- 37 ounces to 21.5 ounces -- Lightweight is good!
- May cost from under \$100 to \$400 plus
- Ideal paddle design is stroke dependent



Horizontal stroke



Upright stroke



Buy the best paddle you can afford.

Kayak Fishing Gear

Carts

- Assists with on-land transport at some launches
- Even the lightest kayak may weigh 100 pounds fully loaded
- Multiple styles
- Stern wheels
- Homemade alternatives



Note: You will need a cart for many of the local tidal launch sites.

Kayak Fishing Gear



Keeping in touch with fishing buddies on the water via public channels – 68, 69, 71...short transmissions only.

**A cell phone can serve same purpose, but a VHF radio is more convenient.
However...remember your radio etiquette!**

Kayak Fishing Gear

Fish Finders

- They offer the following info:
 - Maps
 - Depth
 - Structure
 - Temperature
 - Distance
 - Trails and Waypoints
 - Speed
- Require wiring and battery
- Some kayaks are installation-ready



Bottom Line: I NO LONGER USE ONE.

Kayak Fly Fishing Gear



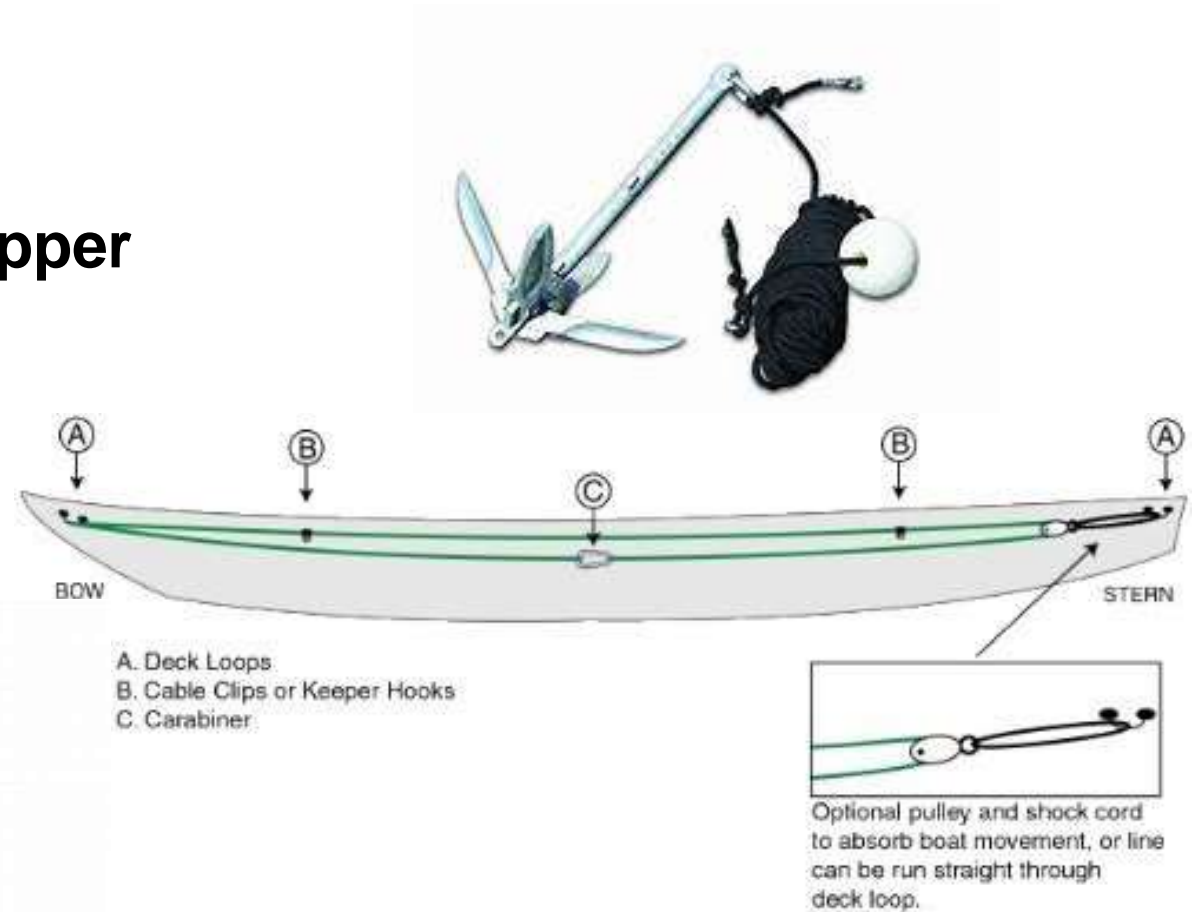
Rod Holders

- Critical due to space constraints on most kayaks
- Allow you to carry multiple rods
- Various styles
 - Fly rod-specific commercial solutions
 - Homemade PVC solutions
- Must have solid foundation
 - On crate
 - Bolted to hull *
 - Fastened to gear track

*** CAUTION: Before drilling or permanently affixing any gear to your kayak, fish with your boat first.**

Kayak Fishing Gear

- Used in wind or rarely current
- Anchor with trolley
 - Small anchor -- 1.5 to 3 pounds
- Stick poles with trolley or scupper
 - Storage may be a concern
- Must be used judiciously
 - Quick release is desirable



You can also use nature's anchors...

Kayak Fly Fishing

This boat is nice setup – But imperfect



Key Features

- Lightweight
- Comfortable
- Stable
- Fast
- Open deck
- Seaworthy
- Storage
- Rigged for Fly Fishing

Rods & Reels

Basic outfit:

- 9-foot rod with a fast or moderately fast action (4 thru 8 wt.)
- Matching reel
- 6-weight is a good choice if you are going to carry only one rod
- A quality rod but no need to spend a lot of money

I use rods from these companies:



None cost more than \$230

Rods & Reels

Match gear for:

- Species/Fly/Wind
- Proper line weight and backing capacity
- For overall balance

Large Arbor for higher line weights



Drag Systems:

- Click and Pawl is fine on small reels (4 & 5)
- Disc drag for larger reels (6 – 8)
- Sealed is nice but not necessary for upper bay waters.

Backing and Line




- Dacron line – 20# to 30#
- Tied directly onto spool
- Fills space on spool – 100 to 200 yards
- Then connects to backend of fly line

Many kinds of fly lines

- Various weights
- Various tapers
- Floating
- Intermediate
- Sinking/Sinktaps
- Cool water
- Warm water (Tropical)

My Fly Line Preferences

Weight Forward matched to rod



No need for specialty tapers
or temperature sensitive line

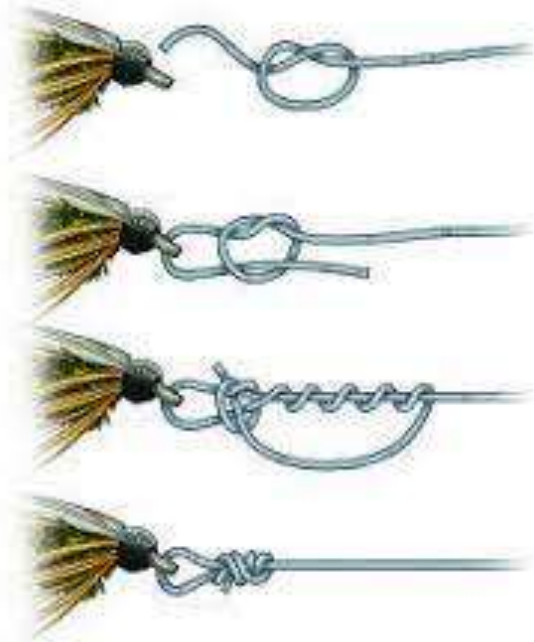
- Floating
- Intermediate
- Floating with changeable sinktip
- Loops



You get what you pay for in fly lines. Cheap lines will not last nor will they cast well. A good line will drastically improve the performance of a fly rod and you as a caster.

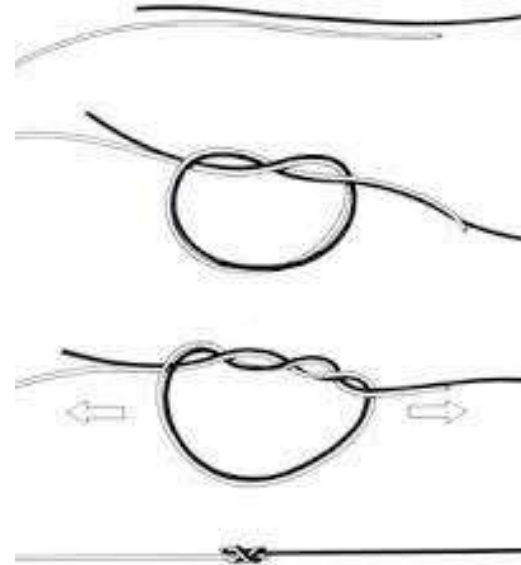
Two Essential Knots

Loop



**To construct leaders and
to connect flies to tippets**

Double Surgeons



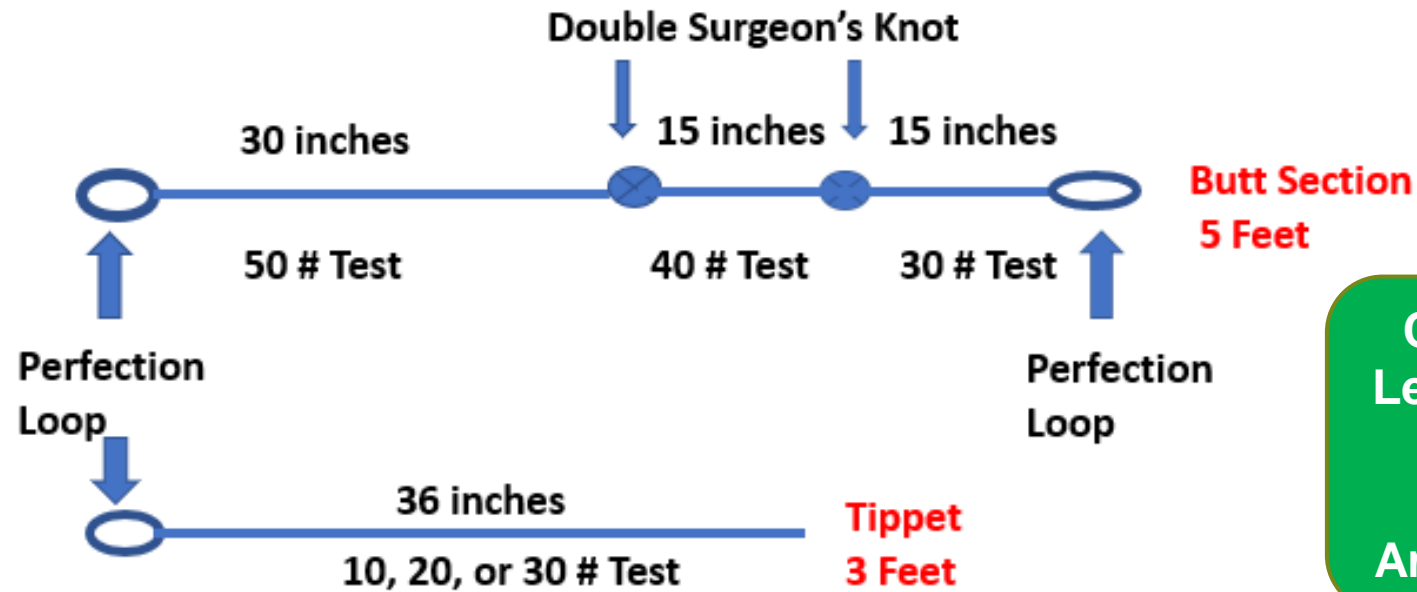
To construct tapered leaders

Kayak Fly Fishing

Monofilament Leader for Floating Line



Leader and Tippet Formula



Connections of
Leader to Fly Line
and Tippet to
Leader
Are Loop-to-Loop

**This leader will turn over any of the flies I discuss in this presentation.
It's entirely mono – no need for fluorocarbon tippet.**

Kayak Fly Fishing

Monofilament Leader for Intermediate and Sink Tips

Could not be simpler:

A straight piece of mono of 3 to 5 feet long


- * 30 to 40# for pickerels or toothy fish
- * 10 to 20# for stripers and bass
- * 10# or less for panfish

All leaders have a perfection loop to connect to fly line or sink tip.

Note: The fish we are pursuing are not leader shy in the least. Save your pricey fluorocarbon for finicky trout.



Flies



"Oh for cry'n out loud! We're brown trout
we're too smart to eat something like that.
Aren't we Fred? Fred...?"

- Shape and size important
- Color sometimes matters
- Different kinds of retrieves will alter effectiveness
- Learn to use a few flies well in lieu of trying many kinds
- No magic fly
- The fish we pursue in our kayaks are (generally) not finicky

My preferred flies

Will catch any of the target fish in our local waters

- Poppers/Sliders
- Clouser Minnows
- Woolly Buggers
- Crystal Buggers
- Articulated (CBs)
- Bendback Minnows

Again:
Learn to use a few flies well.
You'll gain confidence and
catch fish.



Hook Sizes: 6 to 2/0

Panfish Flies



Fly Retrieval Strategies

Poppers/Sliders

- Seasonal – Generally not effective in winter
- Usually better in low light or shady areas
(Blitzing stripers are exceptions to that.)
- Find the right rhythm
- Sometimes subtle is best -- slider time



Streamers

- Slow down retrieve significantly in cold water
- Pause -- especially for pickerels and perch
- Change direction
- Speed up in summer
- Go weightless



A Final Thought About Flies

- **Keep your hooks sharp with hook file**
Hint: Sharpen often while you are on the water!
 - **Before first cast**
 - **After several catches**
 - **After hitting hard structure**
 - **After a miss**
- **Offsetting hook point will improve hookups**
Works especially well on streamers for picks!



A Kayak Fly Fishing Truth



If you can cast on the grass,
You can cast on your __ _ s!

Kayak Flycasting

Backcasting Basics

Line Speed is Key

1. Make sure line is straight and slack free in the water before you begin cast.
2. Secure line in left hand and lift rod tip slightly to begin backcast.
3. Raising tip will create more line speed on backcast by reducing water resistance.
4. Should hear no sound of line ripping from water.



Kayak Flycasting

Backcasting Basics

Bring Rod Back Sharply

1. Use arm, not wrist.
2. Speed up line to load rod with single haul as you bring rod back.
(Note left hand in photo.)
3. Keep rod tip high and casting arm low.
(Sidearmed.)
4. Allow line to fully extend behind boat
(No back slap.)



Note: No pressure waves emanating from kayak_

Kayak Flycasting

Forecasting Basics

Bring Rod Forward Sharply

1. Use arm, not wrist.
2. Stop rod tip suddenly with tip high
(Aim for tree tops.)
3. Release line from left hand as line projects forward.
4. Gradually drop rod tip to follow line to water.



Kayak Flycasting

Ready to Retrieve Line

1. Rod tip low pointed directly at fly.
2. Right hand on handle with line looped over index finger under handle.
3. Left hand ready to retrieve line.
4. Action to fly is given with left hand.
(Keep tight connection to fly.)
5. I drop line over the left gunwale.
(There are options. More to come on that.)



Kayak Flycasting

Setting Hook



1. Most of the fish I'll address in this presentation hook themselves as long as you keep tight connection to the fly and your **hook is sharp.**
2. Upon a strike, clamp line to handle with your casting hand index finger and lift rod tip.
(You'll do this automatically in time.)
3. Pickerels often require a strip strike.
4. Point rod at fish and sharply pull back line with retrieving hand.
(This also will become automatic.)

Kayak Flycasting

Line Management Options



Drop on Deck

- Must keep deck clear
- Good for distance on subsequent cast



Drop Overboard

- Easy to do
- May impede casting distance
- Not ideal for sinking lines
- May tangle in vegetation or rudder



Spool in Hand

- Requires dexterity
- Situationally dependent
- Toss line into water immediately prior to cast

An ergonomic choice – Do what is most comfortable and what situation requires.

Kayak Flycasting

Target Areas

- Position boat not your body
- Stow paddle
- Cast left of bow (Righties)
 - Stops flying elbow
 - Prevents shoulder fatigue
 - More natural motion
 - Good for working shorelines
 - Enables side-armed casts into wind, under cover
 - Avoids stored vertical rods behind seat



Kayak Flycasting

Heavy Streamers/Big Poppers/Sink Tips




- **Line up -- Use appropriate rod – there’s no shame in that**
 - **Save the 4/5 wt. for bluegills and perch**
 - **5/6/7 wts. are my most common kayak fly rods**
 - **Shorten tippet**
- **Poppers may “dig in” at sudden start of back cast creating unwanted water disturbance**
 - **Don’t “rip” fly from water**
 - **Pull popper forward slowly as you lift line**
 - **This will allow you to lift it quietly from water**
- **Sinktips -- Added weight is noticeable**
 - **Forget aesthetics of pretty cast**
 - **Open loop**

Kayak Flycasting

Keep false casts to a minimum

- Remember, you do not have to cast far.
- Often you can pick up line and lay it down in one cast.
- Two or three false casts at the most.



You will not catch fish with your line in the air...and you may scare a few away!

Lunch!

**DID SOMEONE SAY
FOOD?**



Tidal Creek Flyfishing Catches



Millpond Flyfishing Catches



Striped Bass



- MD state fish 
- Anadromous
- Spawns in spring
- Fattens up in tidal creeks in fall
- Most kayakers troll for them
- Good flyrod fish

Flies: Streamers/Surface



Striped Bass



They are a **shallow water** fish. But, they like to be near deeper water.



Striped Bass

- Hyper aggressive – when tide is moving
 - They'll hit any streamer
 - When breaking, they'll hit any popper
 - No need for subtle fly presentations
 - Keep it moving
- Found in schools

But:

- Getting harder to catch legal fish
- YOY Index has been below normal 6 of last 10 years and last 4 years in a row
- C&R can lead to high mortality in summer
- Be mindful of ever changing DNR striper regulations

Just a thought: Consider other species to target until population rebounds, especially in summer.



White Perch

- Great summertime fish to pursue
- Ideal flyrod fish
- Cousins to stripers
- Pause retrieves
- Enter creeks in numbers in June
- Leave creeks for deeper water in Sep./Oct.
- Haunts shorelines and structure
- Loves shade on a hot day
- Most are between 6 and 9 inches
- MD citation size is 13 inches

Flies: Streamers/Droppers



White Perch

- Will hit small dropper flies
- Suspend dropper three feet under float
- Cast and let it sit or twitch it slightly
- When float disappears, lift rod tip



I have also caught pickerels and stripers doing this – lots of fun on a 5 wt. rod!

Pickerel



- A year-round pursuit, but...
- Tidal Creeks and Freshwater Ponds
- Like shorelines and structure
- Like vegetation
- Will move to deeper water in winter
- Do not like wind-rippled water
- Pause streamer retrieve after hit
- Beware of teeth
- Surface flies in spring and fall

Flies: Streamers/poppers/sliders



Winter Pickerel Hints

- Limited visible vegetation but...
- Clear water
- Try deeper water
- Intermediate line is helpful
- Even deeper in tidal water (Sink Tips)
- Move...a lot
- No need to fish at daybreak



Sleep in. Let water warm up!



Two More Simple Pickerel Hints



A net is helpful to control them boat-side




**No need for wire tippets.
30 to 40# test mono suffices.**

Check tippets for nicks after frequent catches

Largemouth Bass

- Freshwater Ponds
- Tidal Creeks (Magothy)
- Great fun in April and May
- Like shorelines and structure
- Like vegetation
- Will cruise flats a.m & p.m.
- Like shade and low light
- Feeding frenzy in fall
- Topwater favorite
- Will hit small flies
- Deeper in winter



Flies: Streamers/Sliders/Poppers



Bluegills

- Fly rod favorite
- Great fun in April and May
- Freshwater ponds
- Tidal creeks
- Subtle fly retrieves are best
- Topwater aggressive
- Will hit big bass poppers
- Generally slightly off shoreline
- Prefers quiet water coves
- Surface vegetation

Flies: Topwater, streamers



Bycatches



Tidal Creeks
Caught while striper/pickrel fishing
Streamers
Limited head shake

Other Bycatches

- Snakehead *
- Flounder
- Bluefish
- Houndfish
- Specks
- Reds
- Turtles

Kayak Fly Fishing Tactics

Knowing where and what to cast

(Without a Fish Finder)

- What you know
- What you see
- Wind
- Stealth
- Landing fish
- Pre-trip Homework



Kayak Fly Fishing Tactics

What you know

- Depth
- Water Temperature (Season)
- Flies that are working on the water now (Radio)
- Flies that have worked before
- Areas that have been productive before
- Recent reports



Kayak Fly Fishing Tactics

Use what you see



Working Birds



Sun vs. Shade

Wildlife activity and the degree of sunlight may predict your success.

Kayak Fly Fishing Tactics

Use what you see



Structure & Tide



Current

Fish react predictably to structure, tide and current.

Kayak Fly Fishing Tactics

Observe shoreline terrain



Flat bank – Shallow water



Steep bank – Deeper water

A good depth estimation technique.

Kayak Fly Fishing Tactics

Structure you see



Structure attracts fish. It will attract you if you want to become a better angler.

Kayak Fly Fishing Tactics

Vegetative structure

Lily Pads and Spatterdock

- Produce Oxygen during daylight
- Produce CO2 at night
- Fish react accordingly
- Target edges during low light
- Or, draw them out with parallel casts on edges
- Target gaps in pads during day
- Bendbacks are a good fly choice for for fly fishing in and near vegetation

Hint: Do not pound an area into submission. It won't work!




Kayak Fly Fishing Tactics

Use wind to find fish



**Pickerel and white perch
prefer calm surfaces**



**Wind can blow bait onto structure
and stripers know this**

Different fish species have different wind tolerances.

Kayak Fly Fishing Tactics

Use stealth

- Quietly approach tight areas
- Drift into position
- Make short accurate casts
- Avoid standing
- Avoid making sharp noises in kayak
- Paddle calmly; paddle low
- Be alert
 - Look for fish or signs of fish
 - Look ahead for targets



Low profile, quiet approach

A major advantage of fishing from a kayak – Stealth.

Kayak Fishing Tactics

After you're hooked up

- Kayak creates resistance
 - Big fish will pull you
- Keep your weight centered in seat at all times
- As fish tires, retrieve line, lift rod high
 - Fish will come to side of boat
 - Run hand down leader
 - Lip fish, use grips or net
- Handle it gently, photograph quickly and return it to water



Kayak Fly Fishing Tactics (Pre-Trip)

A Top to Bottom View



Great for trip planning to:

- Scope out an new area
- Determine geographical orientation
- Assess impact of projected wind
- Measure distances
- Contours and depth



You'll see Google Earth and Navionics images when we discuss launch sites.

Kayak Fly Fishing Tactics (Pre-Trip)

Forecasting the Wind



Local date	Saturday, Feb 18								Sunday, Feb 19							
Local time	1 AM	4 AM	7 AM	10 AM	1 PM	4 PM	7 PM	10 PM	1 AM	4 AM	7 AM	10 AM	1 PM	4 PM	7 PM	10 PM
Wind direction	↙	↙	↙	↙	↘	↗	↖	↖	↖	↖	↖	↖	↖	↖	↖	↖
Wind speed (mph)	20	17	14	12	7	6	9	9	10	10	10	13	15	12	12	13
Wind gusts (max mph)	28	24	21	15	12	9	13	17	22	21	21	22	23	21	22	25
Cloud cover	☾	☾	☀	☀	☀	☀	☁	☁	☁	☁	☁	☁	☀	☁	☁	☾
Precipitation type																
Precipitation (in / 3h)																
Air temperature (°F)	32	30	30	36	41	45	43	41	39	39	39	43	48	50	46	46
Air pressure (inHg)	30.18	30.24	30.36	30.42	30.36	30.33	30.36	30.36	30.36	30.33	30.3	30.3	30.18	30.06	30.03	30
Tide type ⓘ	↘	↗	↘	↘	↗	↗	↘	↘	↘	↗	↘	↘	↗	↗	↗	↘
Time ⓘ		4:08		10:22		5:13			12:09	5:06		11:26			6:08	
Tide height (ft) ⓘ	0	0.7	0	-0.3	0	1	1	0.3		0.7	0.3	-0.3	-0.3	0.7	1	0.3

Kayak Fly Fishing Tactics (Pre-Trip)

Tides



www.tides4fishing.com

Creek tides are subtle

Wind can impact tides

Moving water is better

- Stripers
- White perch

High tide = More Targets

Low Tide = Less Targets

Go when you can!

Kayak Fishing Safety

Gear to keep near

Personal Floatation Device (PFD)

- Some are made for kayak fishing
- Some are made for summer use
 - Inflatable with CO2 Cartridge
- Required by DNR regulations to be in boat
- Much better to wear it.



Whistle



Protection from sun

- Sunscreen
- SPF clothing
 - Hats, shirts and pants
 - Buffs
 - Gloves
- It's not a fashion show!



Kayak Fishing Safety

Don't Overload Your Kayak



Maybe this person should get a boat.

This can happen:

DNR: Lake Superior kayaking tragedy caused by overloaded ...

<https://www.wausaudailyherald.com/story/news/2018/12/17/dnr-lake...>

DNR: Deadly Lake Superior kayaking accident due to overloaded boat, inexperience. ... RELATED: Loyal rallies behind mom who lost husband, 3 kids in kayak tragedy.

Know its weight capacity

- It's posted in the kayak or in specs

Leave room so you can:

- Fish freely
- Re-enter in an emergency

Be sensible

- Carry only what you really need

Kayak Fishing Safety

Staying right-side up

Maintaining stability on the water


- Face waves head-on or at a 45 degree angle when possible
- Use paddle (reach out on water with blade) to stabilize
- Keep weight centered in boat. (Butt in seat!)
 - When reaching back to rods or milkcrate
 - When landing fish



Most Important: Don't launch or get to shore fast in deteriorating conditions.

Kayak Fishing Safety

Yes, you can kayak fish safely in cold water.



But, definitely not for the inexperienced kayak angler!

Kayak Fishing Safety

Dress the part

Protective clothing in cold water

- Dry pants and dry tops
- Full dry suits
- Waders and boots
- Neoprene shoes and gloves



Surprise: The goal is to stay dry and comfortable inside the kayak!

Kayak Fishing Safety

Be smart

Modify your kayak fishing behavior in cold water

- Dress the part
- Fish calm water ponds or creeks, not big water
- Be critically selective of weather conditions
- Do not fish alone
- Hypothermia threat is serious

Don't become a headline!

Autopsy: Lisle man found in Lake Michigan drowned and had ...
www.chicagotribune.com/.../news/ct-lisle-kayaker-autopsy...
Sep 16, 2015 · The Lisle man whose body was found floating in Lake Michigan following a weekend kayak fishing tournament died from **drowning and hypothermia** a Wisconsin ...

Kayarchy - kayaking safely (1) real hazards
kayarchy.com/html/.../010kayakingsafely/001coldshock.htm
Kayaking safely (1) ... swim failure & **hypothermia** Sea temperatures Cold shock Swimming failure
Hypothermia Drowning Getting run over Heavy ... His **kayak** was found ...

PARIS TN: Puryear man drowns after falling from kayak | Local ...
www.parispi.net/news/local_news/article_02ccdd02-07c4-11...
A fisherman in a **kayak** drowned Wednesday near the Stewart County side of Kentucky ... Puryear man drowns after falling from **kayak** ... **He had hypothermia** ..

Hypothermia Chart		
If the Water Temp is (F):	Exhaustion or Unconsciousness:	Expected Time of survival is:
32.5	Under 15 Minutes	Under 15 - 45 Minutes
32.5 - 40.0	15 - 30 Minutes	30 - 90 Minutes
40.0 - 50.0	30 - 60 Minutes	1 - 3 Hours
50.0 - 60.0	1 -2 Hours	1 - 6 Hours

Wearing a PFD is a given in all water but an absolute necessity in cold water.

Kayak Fishing Safety

Bottom Line...

Your most important defense against cold water is this.



Use it!


You know the facts. Make wise decisions on when, where, how you prepare and your readiness to kayak fish in cold water.

Local Kayak Fly Fishing Areas

As anglers we are blessed to live in the Chesapeake Region

- The Bay has 4,480 square miles of surface water
- It's fed by 100,000 streams, creeks and rivers
- 50 Billion gallons of water a day flow into the Bay
- Its average depth is 21 feet

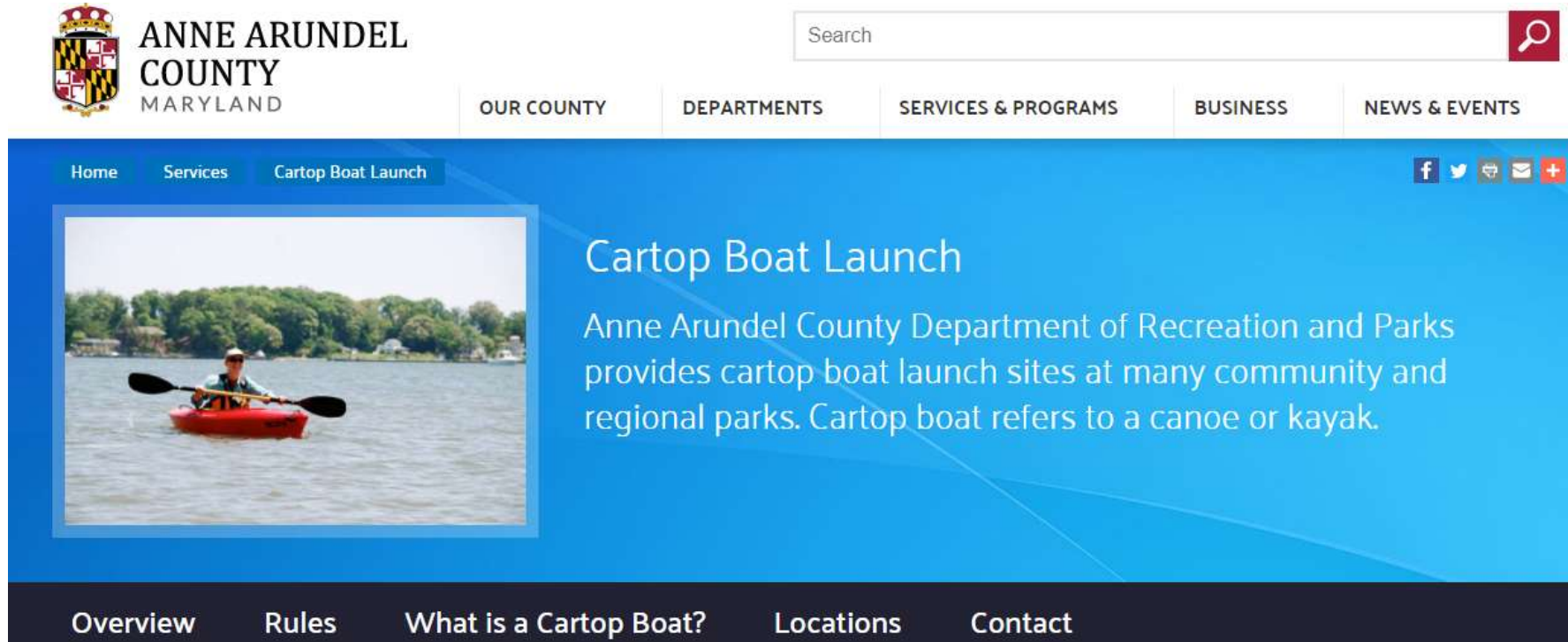
Add the numerous Eastern Shore millponds to the above



IT'S A KAYAK ANGLER'S PARADISE!

Where to Kayak Fly Fish

<http://www.aacounty.org/services-and-programs/cartop-boat-launch>

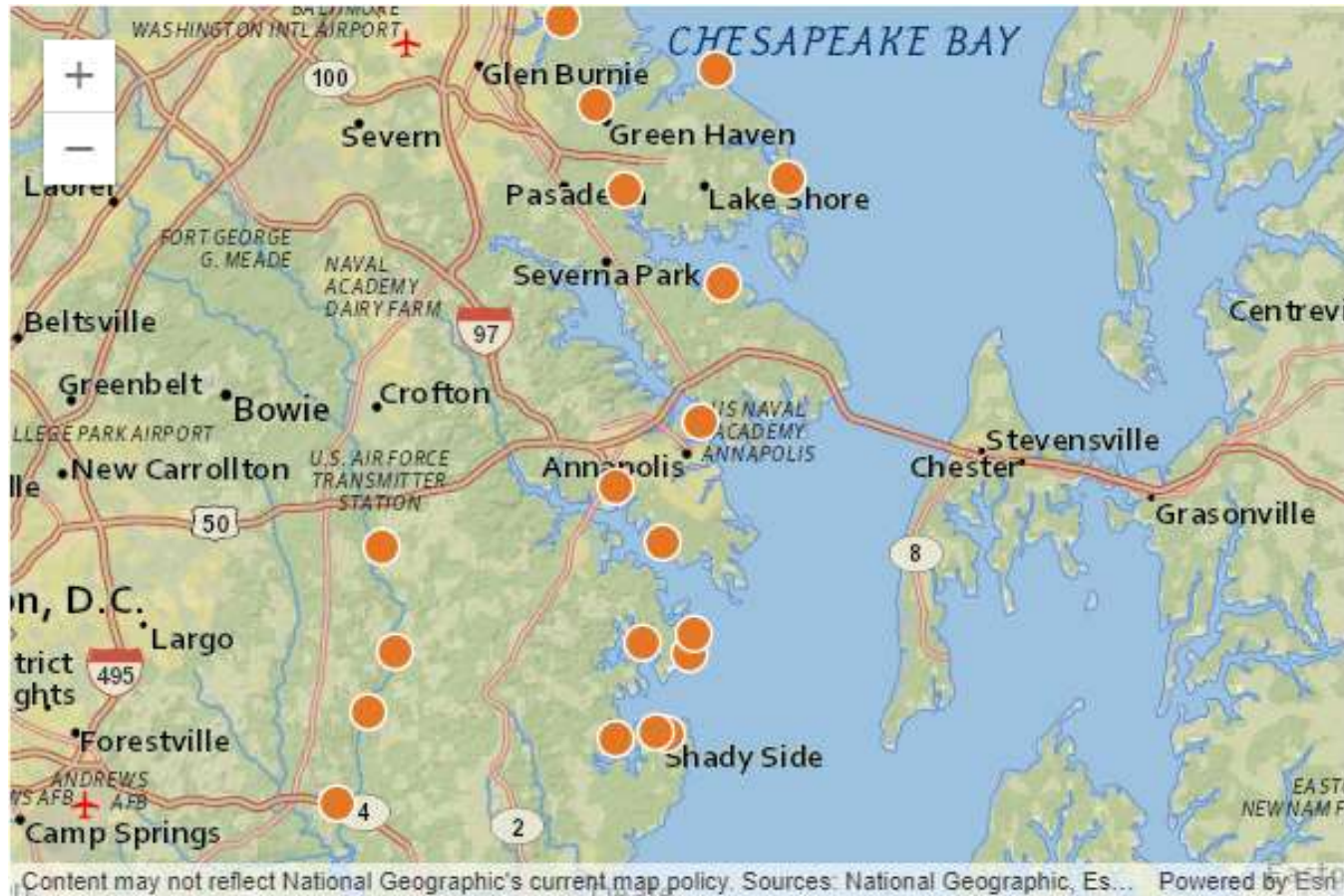


The screenshot shows the Anne Arundel County website page for "Cartop Boat Launch". At the top left is the Anne Arundel County Maryland logo. To its right is a search bar with the word "Search" and a magnifying glass icon. Below the logo and search bar are navigation tabs: "OUR COUNTY", "DEPARTMENTS", "SERVICES & PROGRAMS", "BUSINESS", and "NEWS & EVENTS". The "SERVICES & PROGRAMS" tab is selected. Below these tabs is a sub-navigation bar with "Home", "Services", and "Cartop Boat Launch". The "Cartop Boat Launch" tab is selected. To the right of the sub-navigation bar are social media icons for Facebook, Twitter, YouTube, Email, and a plus sign. The main content area has a blue background. On the left is a photo of a person in a red kayak on a body of water. To the right of the photo is the title "Cartop Boat Launch" and a paragraph: "Anne Arundel County Department of Recreation and Parks provides cartop boat launch sites at many community and regional parks. Cartop boat refers to a canoe or kayak." At the bottom of the page is a dark blue footer with navigation links: "Overview", "Rules", "What is a Cartop Boat?", "Locations", and "Contact".

Public Water Access to 533 miles of shoreline in AA County

Where to Kayak Fly Fish

Twenty Anne Arundel county kayak launch sites



Favorites

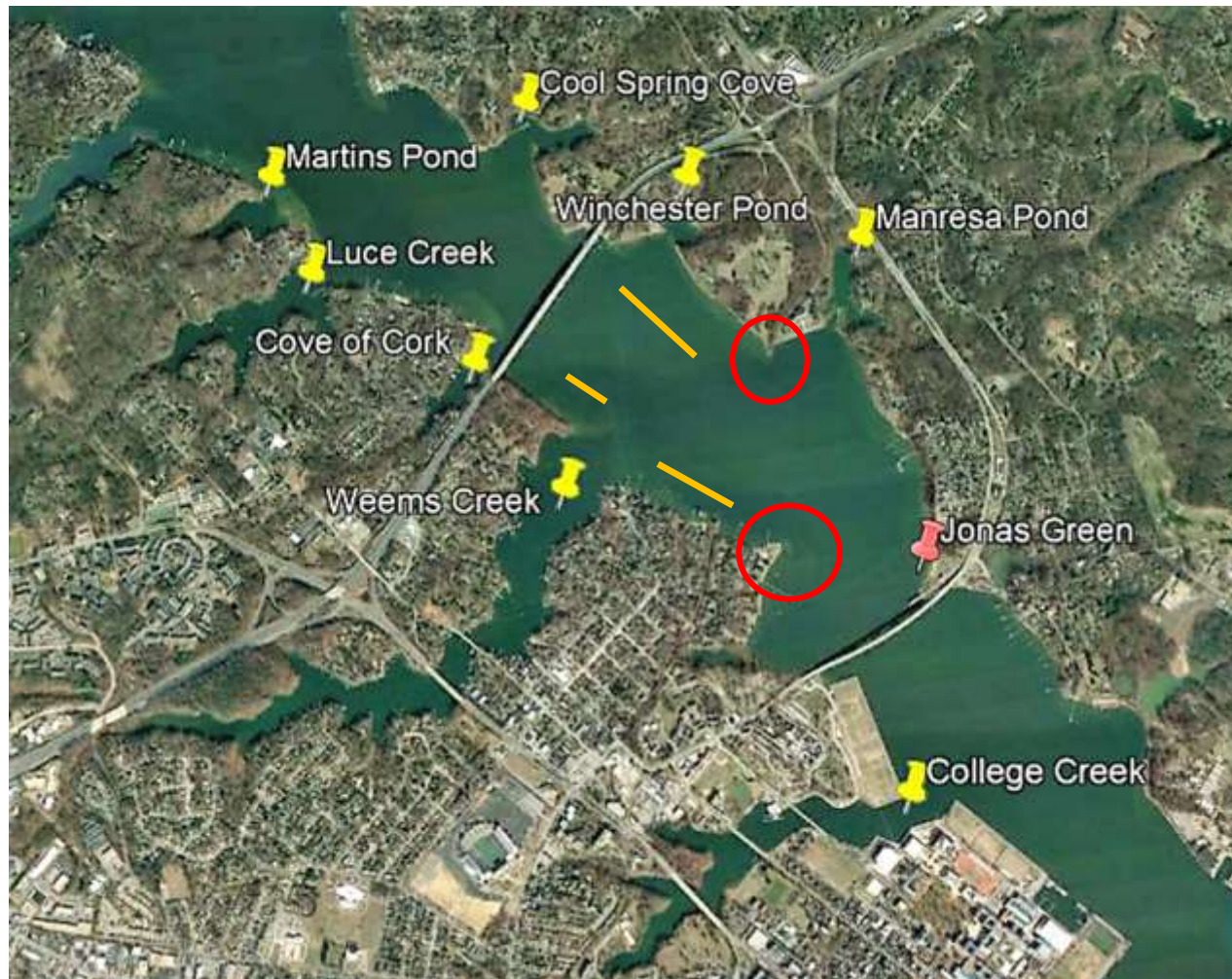
- Jonas & Catharine Green Park
- Tucker Street
- Beachwood Park
- Ft. Smallwood Park
- Downs Park Locust Cove

3 Rivers:

Severn, Magothy, Patapsco

Jonas and Anne Catharine Green Park

Severn River, Annapolis



**Big water with access to
creeks and tidal ponds
or to Bay itself**

**Stripers
White Perch
Pickerels
Channel catfish**

Jonas and Anne Catharine Green Park

2001 Baltimore Annapolis Blvd
Annapolis, MD 21409



Weems Creek

Tucker Street
Annapolis, MD



- **Convenient launch**
 - Access to other Severn sites
- **Protection from NW wind**
- **Long and varied shorelines**
 - Natural
 - Manmade
- **1.5 miles long**
- **White perch and pickerel**
- **Stripers in fall**

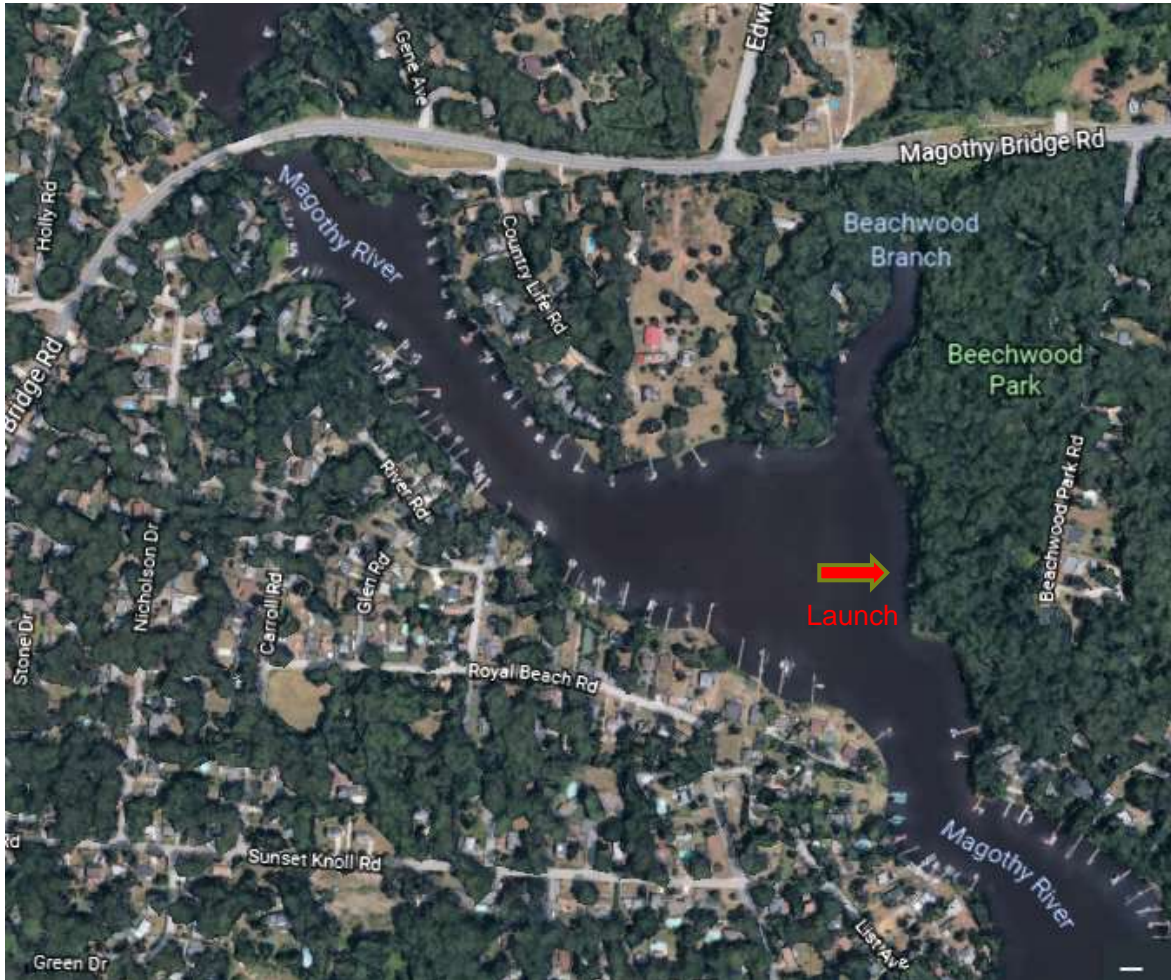


Weems Creek Tucker Street Annapolis, MD



Beachwood Park

Magothy River, Pasadena



- Upper end of Magothy
- Freezes quickly
- Largely protected from wind
- Tremendous species variety
- Long hilly path to water
- Excellent species variety

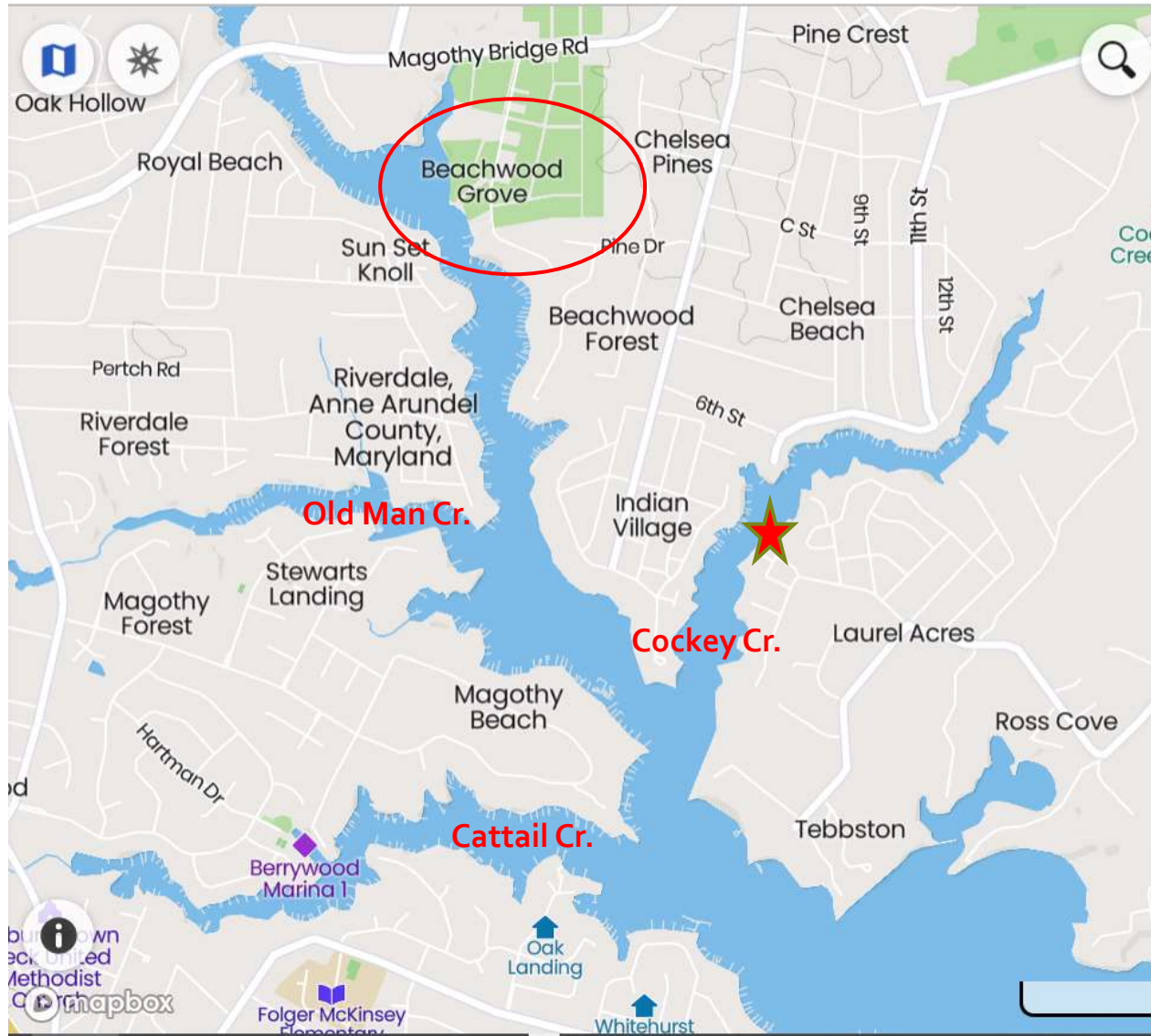


Beachwood Park

8320 Beachwood Park Road
Pasadena, MD 21122

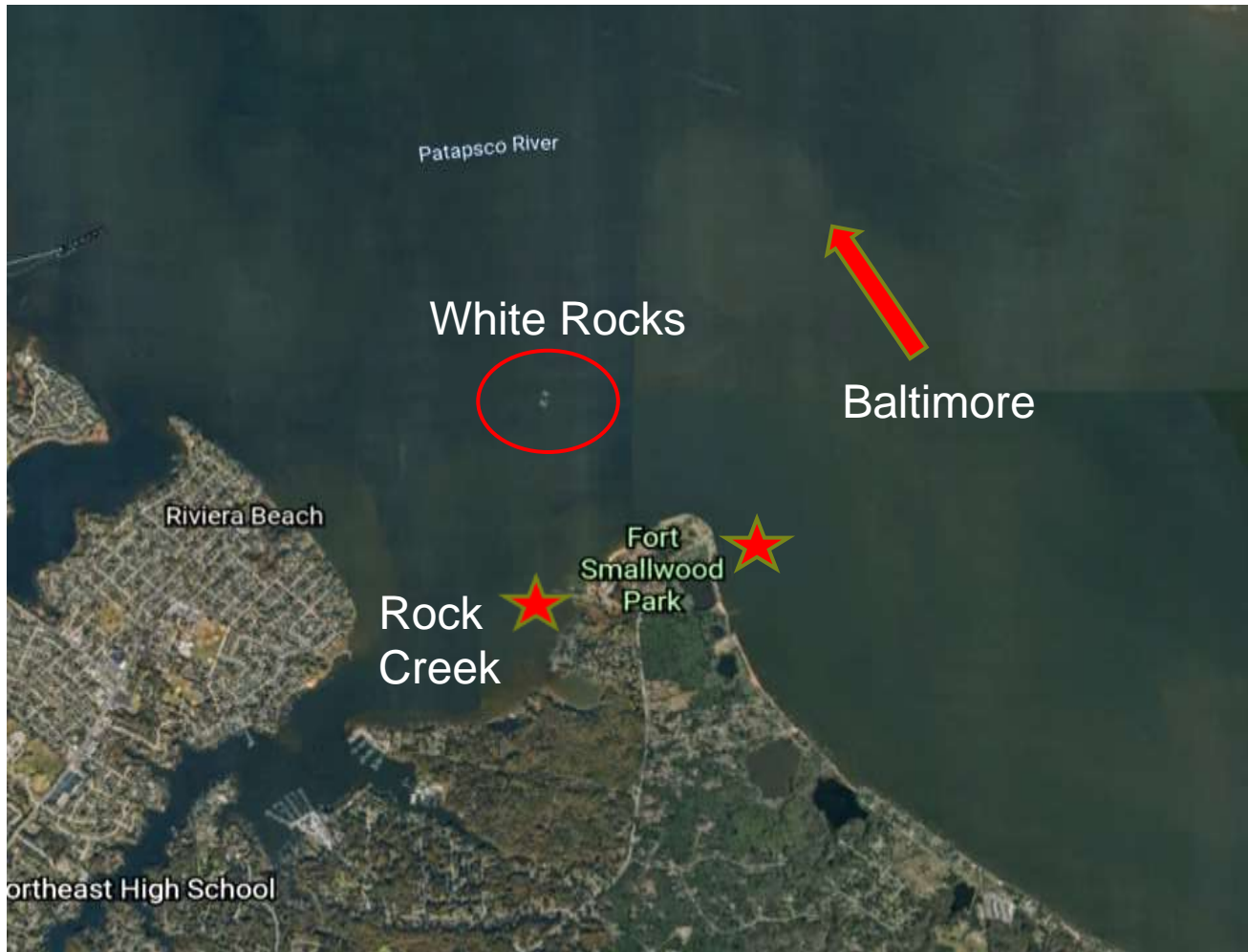


Beachwood Park/Upper Magothy



Fort Smallwood Park

Patapsco River, Pasadena



- **Big and Small Water Access**
- **Two Launches**
- **Subject to winds**
- **Relatively shallow**
- **Good Striper White Perch site**
- **Rock Creek - Excellent for Picks**
- **White Rocks**



White Rocks in Patapsco

Fort Smallwood Park

9500 Fort Smallwood Road
Pasadena, MD 21122



Downs Park Locust Cove Patapsco River

- **Access to 4 creeks + Bay and Patapsco**
- **Protected from wind**
- **Multiple environments**
 - High density to natural
- **Scenic**
- **Flat walk to launch**
- **Good species variety**
 - Channel cats
 - Yellow perch
 - White perch
 - Pickerel
 - Stripers
 - Snakeheads



A Navionics Look at Bodkin Creek



Downs Park (Locust Cove)

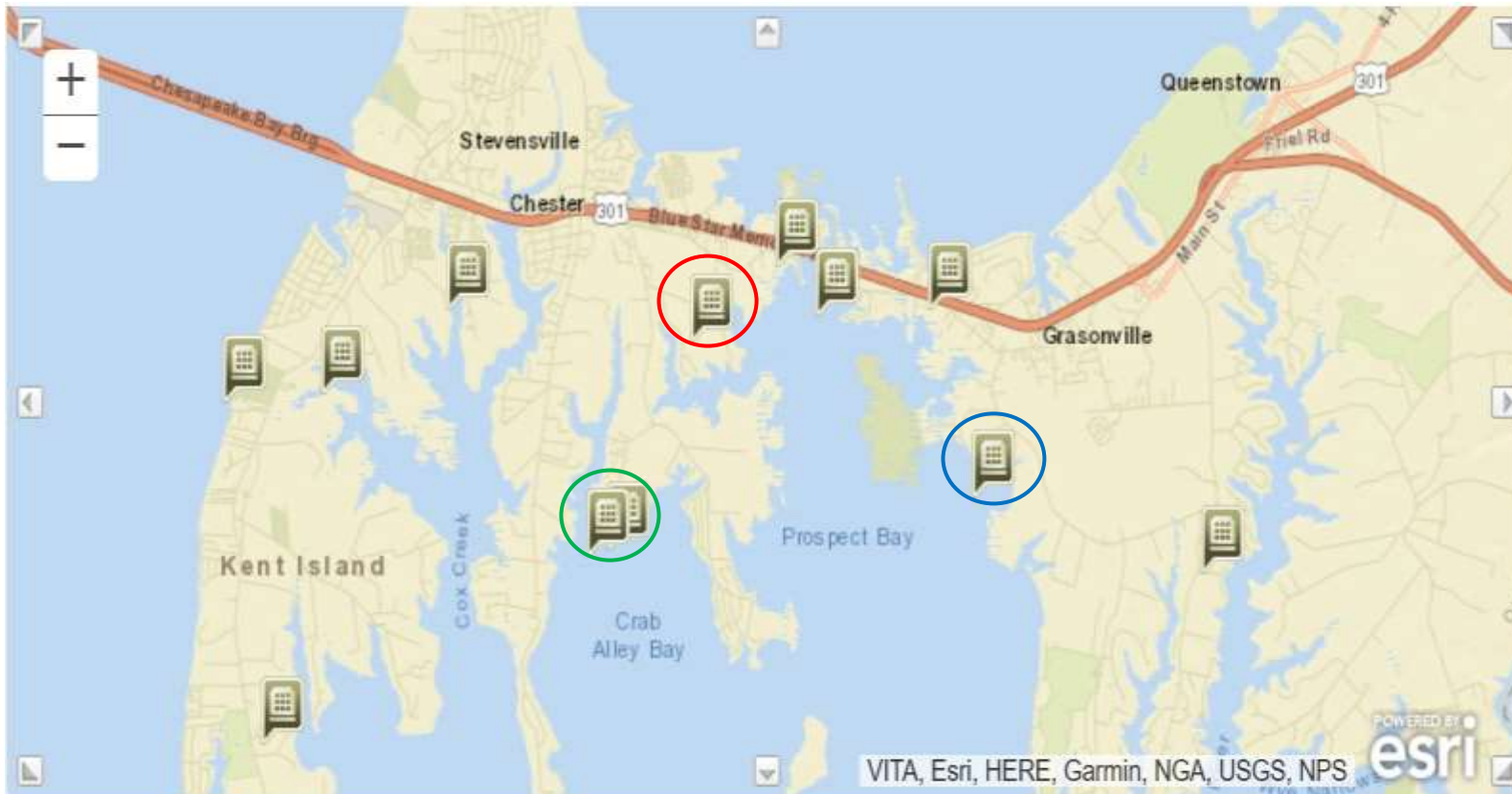
8311 John Downs Loop, Pasadena, MD 21122



Where to Kayak Fly Fish

Kent Island (Queen Annes County) Landings
Launch Permit Required -- \$10/day or \$35/Year

<https://www.qac.org/1009/Landings-and-Piers>



Favorite Sites

- **Goodhands Creek**
- **Little Creek**
- **Cabin Creek**

Target Species

- **Stripers**
- **White Perch**



Where to Kayak Fly Fish

Kent Island (Queen Annes County) Landings



Where to Kayak Fish

Eastern Shore Ponds



Species

- Bass
- Chain Pickerel
- Bluegill
- Crappie



Eastern Shore Ponds Delaware

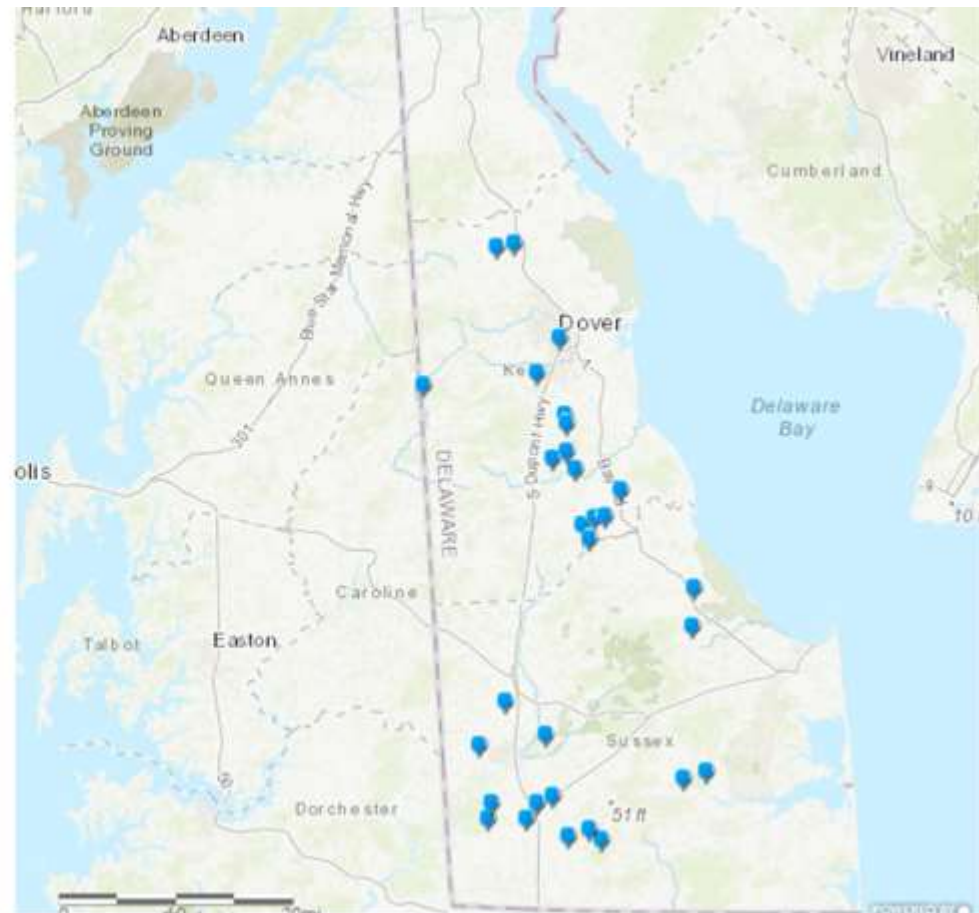
Google: Delaware Fishing Ponds



Trap Pond

FSFF Picnic at Trap – 20 May
Please join us!

- Sussex County**
- [Abbotts Pond](#)
 - [Blairs Pond](#)
 - [Chipman Pond](#)
 - [Concord Pond](#)
 - [Craigs Pond](#)
 - [Griffith Lake](#)
 - [Haven Lake](#)
 - [Hearns Pond](#)
 - [Horsey Pond](#)
 - [Ingrams Pond](#)
 - [Millsboro Pond](#)
 - [Portsville Pond](#)
 - [Raccoon Pond](#)
 - [Records Pond](#)
 - [Trap Pond](#)
 - [Trussum Pond](#)
 - [Tussock Pond](#)
 - [Wagamons Pond](#)
 - [Waples Pond](#)



<https://dnrec.alpha.delaware.gov/fish-wildlife/fishing-ponds/>



Eastern Shore Ponds Maryland

Search for Eastern Region “hotspots” on MD DNR site.



Launch at Unicorn

Eastern region

Caroline county

- **Smithville Lake** - Located in Federalsburg, this 30 acre lake offers anglers a wide variety of fish species including large and smallmouth bass, bluegill, white and black crappie, pumpkinseed sunfish, chain pickerel, brown bullhead catfish, gizzard shad, golden shiners and chub suckers.

Cecil county

- **Rising Sun Pond** - This one-acre pond in Rising Sun is a popular fishing spot. It has a good variety of species including bass, bluegill, white and black crappie, pumpkinseed sunfish, common carp and seasonal stocked spring trout.

Dorchester county

- **Tranquaking River** - Dorchester County; largemouth bass, striped bass, chain pickerel, crappie, channel catfish, yellow and white perch, bluegill, and carp. For information - [410-228-2920](tel:410-228-2920).

Kent county

- **Urleville Lake** - Kent County, In Kennedyville, Maryland; 35 acres; bass, bluegill, pumpkinseed sunfish, brown bullhead catfish, golden shiners, and common carp. [410-928-3643](tel:410-928-3643).

Queen Anne's county

- **Tuckahoe Lake** - Queen Anne and Caroline County, in Tuckahoe State Park near Hillsboro, Maryland; 19 acres; bass, bluegill, chain pickerel, white and black crappie, pumpkinseed sunfish, yellow perch, brown bullhead, carp, golden shiners, and chub suckers. [410-928-3643](tel:410-928-3643).
- **Uniloom Lake** - Queen Anne's County in Millington, Maryland; 43 acres; largemouth bass, bluegill, chain pickerel, pumpkinseed sunfish, green sunfish, channel catfish, brown bullhead catfish, black crappie, yellow perch, white perch, American eel, creek chubsucker, margined madtom, eastern mudminnow, pirata perch, and blacknose dace. The Unicorn dam tailrace provides excellent spring fishing for bluegill, white perch, blueback herring, and yellow perch.
- **Wye Mills Lake** - 50 acres; in Wye Mills, Maryland; largemouth bass, bluegill, white and black crappie, pumpkinseed sunfish, brown bullhead catfish, common carp, yellow perch, gizzard shad and golden shiners. [410-928-3643](tel:410-928-3643).

Wicomico county

- **Adkins Mill Pond** - Near Fowlerville this 4 acre-pond offers anglers a variety of species including; bass, bluegill, pumpkinseed sunfish, brown bullhead catfish, golden shiners, creek chubsucker, black crappie, chain pickerel and common carp, bluespotted sunfish, and American eel.
- **Johnson's Pond** - The largest freshwater impoundment on the eastern shore, this 104-acre lake near Salisbury is a Special Bass Management Area. Anglers can fish for; largemouth bass, chain pickerel, crappie, bluegill sunfish, yellow and white perch. Special regulations do apply.
- **Leonard's Mill Pond** - A 30-acre Special Bass Management Area outside of Salisbury, Leonard's Mill Pond offers excellent largemouth bass fishing. Other species such as; pumpkinseed sunfish, yellow bullhead catfish, golden shiners, creek chubsucker, black crappie, chain pickerel and common carp are also found here. For more information call [410-928-3643](tel:410-928-3643).

<http://dnr.maryland.gov/fisheries/Pages/hotspots/index.aspx>

Where to Kayak Fish

Favorite Eastern Shore Ponds



Unicorn (52) (43)
Smithville (54) (43)

Concord (70) (78)
Trap (78) (90)
Millsboro (85) (100)
Ingrams (85) (24)
Blairs (60) (23)



Red = Miles from Annapolis
Blue = Acres

Where to Kayak Fish

Eastern Shore Pond Scenes



Kayak Fishing Throughout the Year

Tidal

Winter/Early Spring -- Pickerels, Yellow Perch

Spring to Summer -- White Perch and Stripers

Fall -- Bigger Stripers; Perch leave, Pickerel re-establish their areas

Freshwater Ponds

Winter/Early Spring -- Crappie, Pickerels

Spring -- Bass, Bluegills

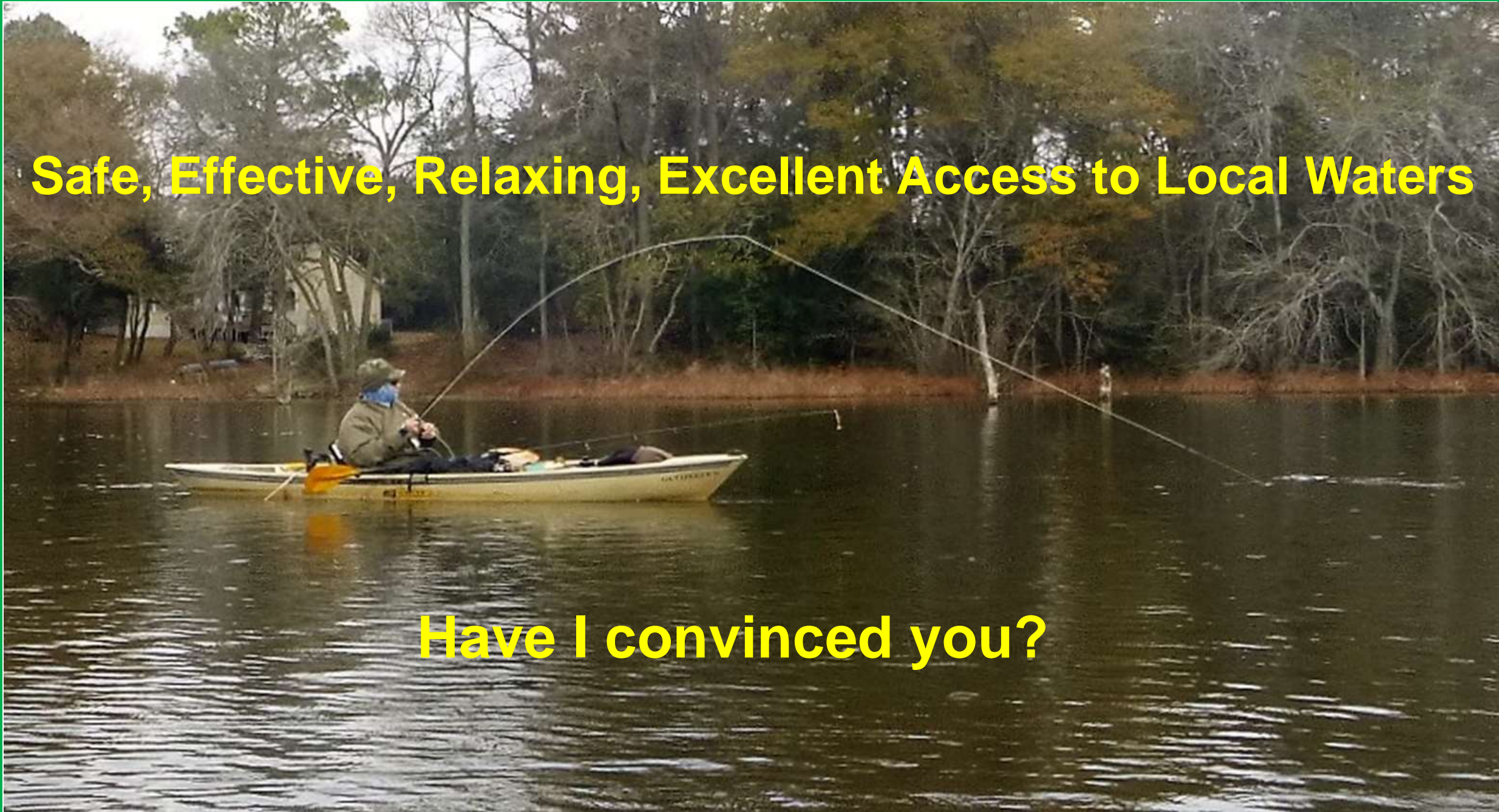
Summer – Algae & SAV 

Fall -- Bass Feeding Frenzy; Pickerel fun starts



Safe, Effective, Relaxing, Excellent Access to Local Waters

Have I convinced you?



More Information

mbange54@gmail.com or 410-591-5254

Class handout


Fellow club members

(Time on the Water!)



Shameless self promotion...

available at
amazon



Kayak Fishing in Local Waters

**Thank you for
your attention!**

