

A close-up photograph of a yellow and red fly fishing lure hanging from a fishing line. The lure is positioned over a body of water, with a large, weathered log partially submerged in the background. The water is dark and shows some ripples. The text "Fly Fishing for" is overlaid in white serif font at the top, and "Chain Pickerel" is overlaid at the bottom.

Fly Fishing
for

Chain Pickerel

The Perfect Fish to Eliminate “Cabin Fever”



Chain Pickerel really don't care what type of tackle you are throwing at them. Sometimes being a purist fly fisherman won't catch you a lot of fish for reasons we will never know. Bring a spin rod with you also. It is a good search tool and sometimes it is what the fish want.




Canoes or Kayaks are Perfect for Pickerel Fishing



Chain Pickerel are available in brackish tributaries of the bay as well as many ponds and lakes in both Maryland and Delaware.



Delaware offers some of the prettiest water on the east coast. Cypress forests, mill ponds with spatterdock and lily pads; plus, you will be visually treated to bald eagles, osprey, ducks, deer, beaver and river otters.



**I think pickerel
have antifreeze for
blood I have seen
them use an ice
edge as an ambush
point. They tend to
bite better as the
day moves
on, especially close
to sunset**



Pickereel Water

**MD- Magothy, Severn, Nanticoke,
Choptank, Marshy Hope**

**Ponds- Smithville, Loch Raven,
Liberty, Broadford(Garret County)**

**DE Ponds/[dnrec.alpha.delaware.gov/
fish-wildlife/fishing-ponds/](http://dnrec.alpha.delaware.gov/fish-wildlife/fishing-ponds/)**

- There are 30 ponds open to the public as well as the brackish water running from the ponds**

My Delaware Favorites

**Blair, Concord, Ingrams, McGinnis,
Millsboro, Wagamons**



Plus, as a bonus, not only are the lakes full of pickerel, but they have some really nice largemouth bass.



This is a general statement

Temperatures will effect their movement. Pickerel like a “roof over their heads,” They are found around wood and trees early in the seasons until the pads start lifting off the bottom. They move to them and relate to them till winter and then go back to the shore and trees.

**There is an old statement, “ 90%
of the fish are in 10% of the
water” You have to find them!**



THE SHORT STRIKE

- **There is no such thing as a short strike.**
- The fish made the effort to hit the fly but something was wrong.
- Too fast of a retrieve
- Wrong color
- Wrong size







Concord Pond

Concord

Mallard Dr

Waterview Dr

Aces Ln



1000 ft

Google Earth

Image USD& Farm Service Agency



Have a game plan ready to attack the water

- **1. Fish into the wind or breeze**
- **2. Righthand fishermen should fish left to right down the shore. Just the opposite for lefthanders**
- **3. Pickerel fishing is best from Late October to May in Delaware and Maryland.**



Legend

-  La Quetzalteca Restaurant
-  Millsboro Public Library
-  Park
-  USA

Ingram Pond

Fishers Point

Gardwin School Rd

Revel Rd

Stonybrook Ln

Google Earth

1000 ft





Legend

-  La Quetzalteca Restaurant
-  Millsboro Public Library
-  Park
-  USA

Ingram Pond

Geewin School Rd

Fishers Point

Revel Rd

Stonybrook Ln

Google Earth

1000 ft



- **Working Pads**

Pickerel will relate to pads even in the cold months laying on the bottom. The leaves and stems will attract minnows, especially on **SUNNY DAYS and the pickerel will follow.**



Tips on Fishing Pads

- **1. morning- fish outside**
- **2. daytime- fish inside**
- **3. shoreside- fish from shoreline out**
- **4. breezy- fish with breeze in your face**
- **5. Casting- short and fan casting.**
- **6. hookups in the pads, watch the rod tip**



Legend

-  La Quetzalteca Restaurant
-  Millsboro Public Library
-  Park
-  USA

Google Earth
Image U.S. Geological Survey

1000 ft
N



Legend

-  La Quetzalteca Restaurant
-  Millsboro Public Library
-  Park
-  USA

Millsboro Pond

Cynthia Marie Dr

W State St 326

Pemrose Ln

Pond Alley

Gravel Hill Rd

Johns Creek Dr

24

Truitt Alley
Dodd St

Walton St

Hunter's Pointe

Carlisle Dr

Caylor Ave

305



1000 ft

Google

- **Tackle:**
- **6 to 8 weight fly rods**
- **Weight forward or**
- **bass tapered floating**
- **and intermediate lines.**
- **Flies: unweighted shallow**
running flies.
- **5 to 7 ½' leaders, tapered to 30 or**
40 lb.
- **Pliers, jaw spreaders, anchor**



My Basic Arsenal



Pickerel have
a preference
for yellow flies



My Basic Arsenal





Two Prong Attack Fly Rod & Spin

- **Always carry a spin rod with a fluke for a search rod.**
- **The fly rod should be at the ready if there is a blowup on the fluke, immediately throw the fly past the blowup and retrieve. Don't retrieve the fluke. This has a success rate around 90%.**

Swimming Flukes



Pearl



Sungill

Green Pumpkin



Super Flukes

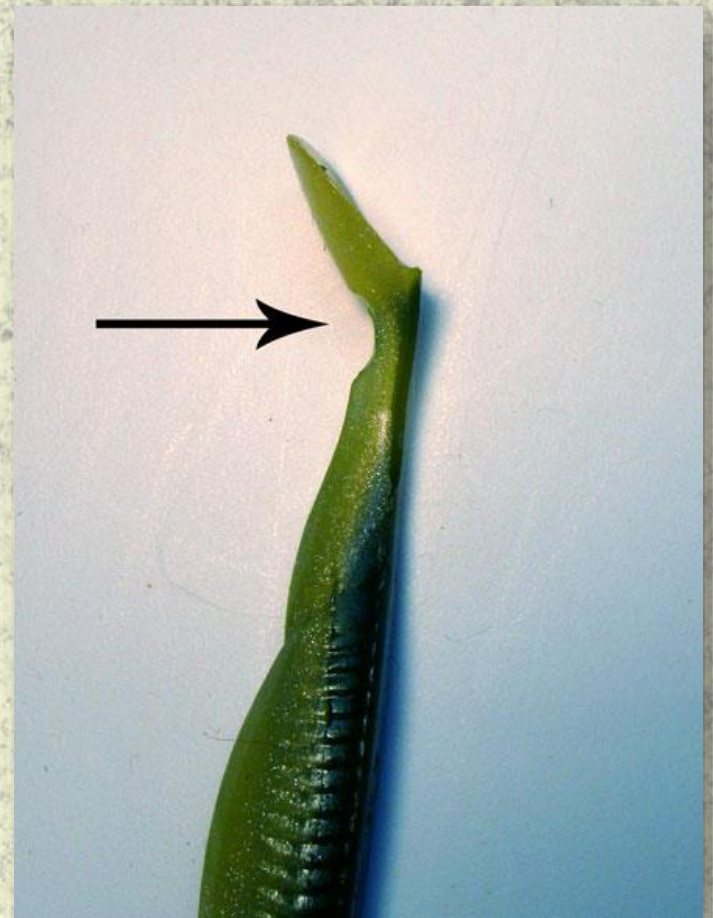


Pearl



Houdini

- **Flukes are my search lure, I can cover much more water than with the fly. This is not a speed thing, it is a crank and pause retrieve. To make the fluke work better at slower speeds, remove a piece of the material to allow the fluke to thump at a slower speed.**







- **Have these two items at the ready, you owe it to the fish. Note the lanyards.**

- **Most fisherman hate to use an anchor, but if you want to catch more fish use.**



Retrieves

- **Six to twelve inch strips with a pause in between is a good starting point.**
- **Vary the speed of the retrieve, let the pickerel choose what it wants.**
- **Cover water- Pickerel are apex predators, they will react to the first cast. No need to spend time in one place, start at point “A” and keep moving**


Use thirty or forty pound test for bite tippet, pickeral aren't leader shy



Always animate the fly or lure, learn to tie the non-slip loop knot or the Homer Rhodes Knot.





Tying The Non-Slip Mono Knot





Homer Rhodes Loop Knot

Excellent with 30 lb test and up and can be untied



Untying the Loop Knot



The tag will not scare the fish



When there is a chop on the water a intermediate line will allow the fly to run 5" to 6" deep, negating the choppy water giving the pickerel a better look at the fly.



**Bass are
gulpers, they
inhale their
prey, pickerel
are lashers,
they injure
their prey and
then turn
around to eat
it.**



The Two Second Rule


- **If you get a miss wait two seconds, give the fish time to turn around. You will be surprised how many more pickerel you will catch.**


One reason we might lose a lot of pickerel



Note where the hook is, it's not in the mouth.







I have found I catch more fish by NOT setting the hook too hard.



- **Here is a tip to save your fly from further destruction, after removing the hook if the tying material is still stuck in the pickerel's mouth, just release the fish into the water and it will open its mouth.**



**The bottom
crystal bugger
survived 21
pickerel attack**

IMPORTANT POINTS

- 1. Winter will find the pickerel under trees or wood, especially near deeper water. As the weather warms, they will move to pads and grass**
- 2. Always check the pad fields, they warm faster**
- 3. Pickerel are not fond of wind, fish the lee shore or switch to an intermediate line**
- 4. They have vibrations sensors on their lower jaw, so bulky or noisy flies get the nod.**
- 5. Use 30 to 40 lb bit tippetts on flies or lures.**
- 6. Always use a non-slip knot or the Homer Rhodes for all of the baits.**





Show Them No
Mercy,

Because they
won't show your
flies any

Thanks

Let's get rid of some

“Cabin Fever”